

THE ZARGHAMI REPORT

2Q22

SNAPSHOT

SARASOTA OVERVIEW

Market data for homes with a Sarasota, Longboat Key or Lakewood Ranch address.

\$543,300

MEDIAN SALE PRICE

▲ 29%

🏠 \$630k
🏡 \$441k

\$784,450

AVERAGE SALE PRICE

▲ 13%

🏠 \$883k
🏡 \$655k

🏠 Stats for single family homes

🏡 Stats for condos, townhomes and villas

SOLD!

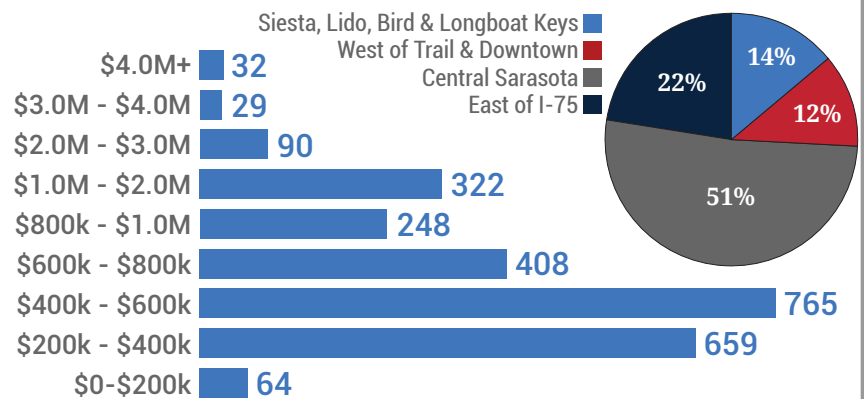
2,618

TRANSACTIONS

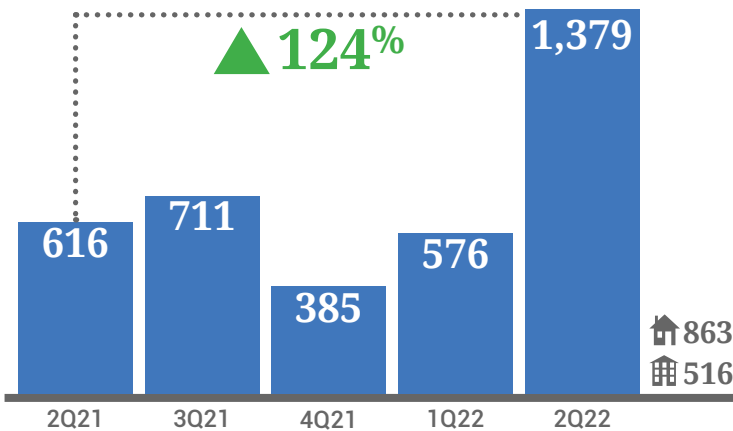
▼ 24%

🏠 1,477
🏡 1,141

HOME SALES



INVENTORY



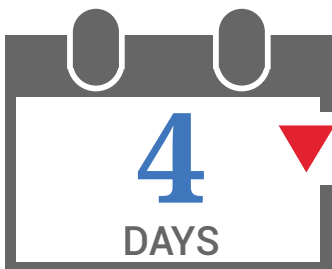
1.7
MONTHS
SUPPLY

FAVORS
SELLERS

🏠 1.9 🏡 1.5

FAVORS
BUYERS

DAYS ON MARKET



▼ 28%

🏠 4
🏡 4

WHAT DO THESE NUMBERS MEAN FOR YOU?

For more detailed information, check out the full report at ZarghamiReport.com or call us at 941-900-4855 for a personalized analysis of your specific situation.

kw CLASSIC
GROUP
KELLERWILLIAMS.

Z ZARGHAMI
GROUP

THE ZARGHAMI REPORT
2Q22
 SNAPSHOT

SARASOTA LUXURY

Market data for homes with a Sarasota, Longboat Key or Lakewood Ranch address that sold for \$750,000 or more.

\$1,121,167

MEDIAN SALE PRICE

▼ 7%

🏠 \$1.1M
 🏢 \$1.3M

\$1,531,513

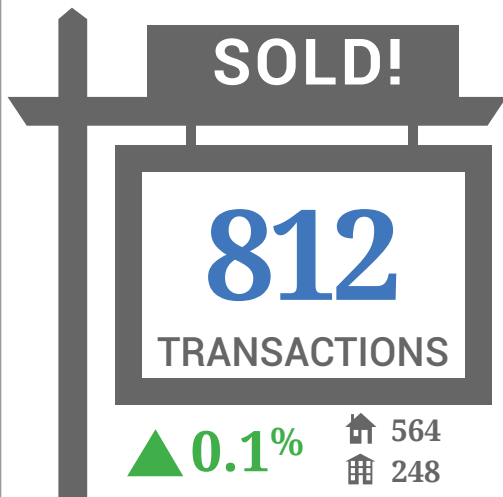
AVERAGE SALE PRICE

▼ 11%

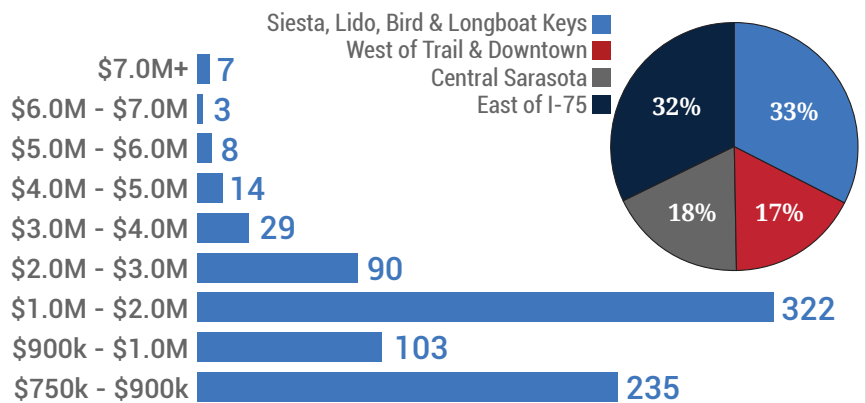
🏠 \$1.5M
 🏢 \$1.6M

🏠 Stats for single family homes

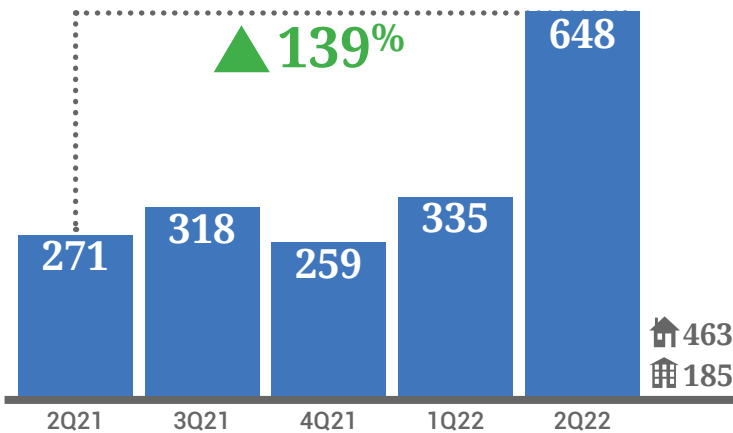
🏢 Stats for condos, townhomes and villas



HOME SALES



INVENTORY



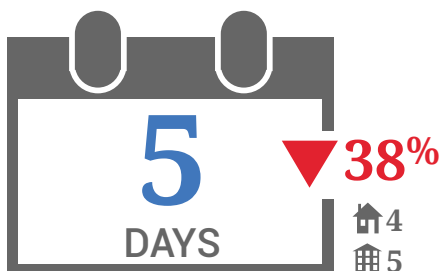
2.7
MONTHS SUPPLY

FAVORS SELLERS

🏠 2.9 🏢 2.5

FAVORS BUYERS

DAYS ON MARKET



WHAT DO THESE NUMBERS MEAN FOR YOU?

For more detailed information, check out the full report at ZarghamiReport.com or call us at 941-900-4855 for a personalized analysis of your specific situation.

kw CLASSIC GROUP
 KELLERWILLIAMS.

Z ZARGHAMI GROUP

THE ZARGHAMI REPORT

2Q22

SNAPSHOT

SARASOTA KEYS

Market data for homes on Siesta Key, Lido Key, Bird Key, and Longboat Key.

\$1,150,833

MEDIAN SALE PRICE

▲ 38%

🏠 \$2.2M
🏡 \$887k

\$1,579,479

AVERAGE SALE PRICE

▲ 29%

🏠 \$2.7M
🏡 \$1.2M

🏠 Stats for single family homes

🏡 Stats for condos, townhomes and villas

SOLD!

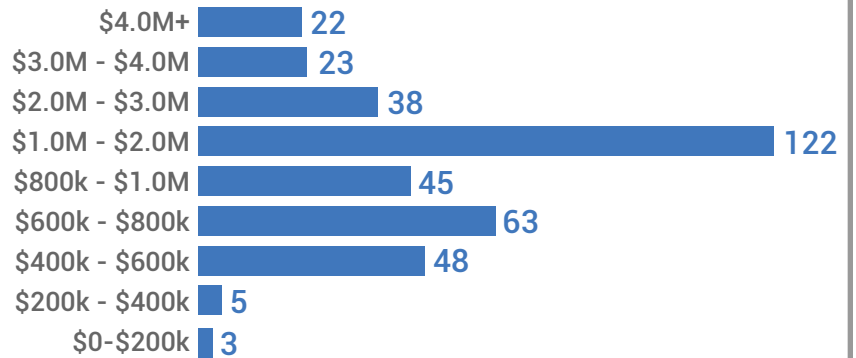
369

TRANSACTIONS

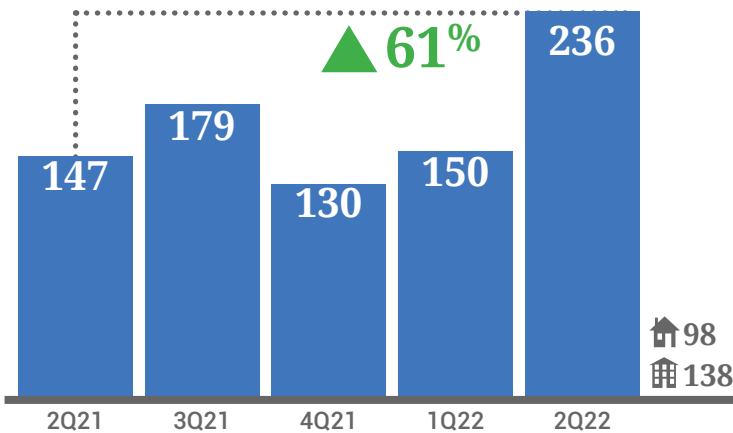
▼ 42%

🏠 95
🏡 274

HOME SALES



INVENTORY



2.0

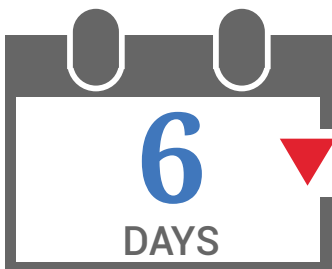
MONTHS SUPPLY

FAVORS SELLERS

🏠 3.1 🏡 1.6

FAVORS BUYERS

DAYS ON MARKET



6

DAYS

▼ 39%

🏠 6
🏡 5

WHAT DO THESE NUMBERS MEAN FOR YOU?

For more detailed information, check out the full report at ZarghamiReport.com or call us at 941-900-4855 for a personalized analysis of your specific situation.

kw CLASSIC GROUP
KELLERWILLIAMS.

Z ZARGHAMI GROUP

THE ZARGHAMI REPORT

2Q22

SNAPSHOT

WEST SARASOTA

Market data for homes in downtown Sarasota and west of Tamiami Trail.

\$648,333

MEDIAN SALE PRICE

▼ 4%

🏠 \$1.2M
🏢 \$554k

\$1,143,812

AVERAGE SALE PRICE

▼ 10%

🏠 \$1.7M
🏢 \$887k

🏠 Stats for single family homes

🏢 Stats for condos, townhomes and villas

SOLD!

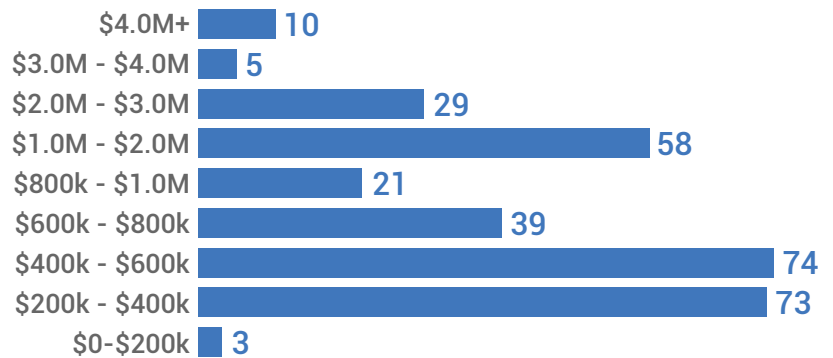
313

TRANSACTIONS

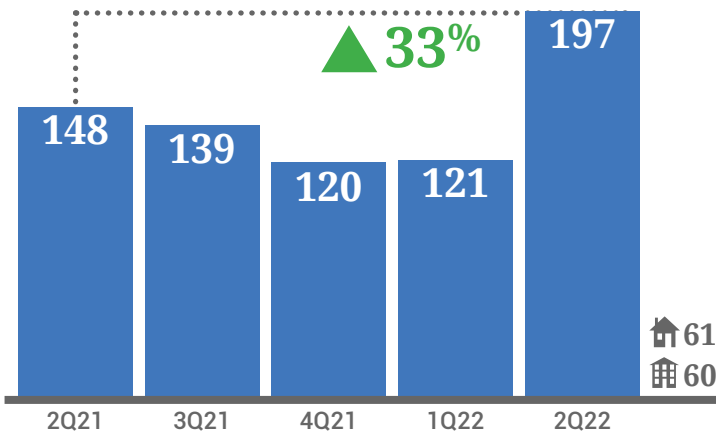
▼ 36%

🏠 98
🏢 215

HOME SALES



INVENTORY




2.1
MONTHS
SUPPLY

FAVORS
SELLERS

🏠 2.7 🏢 1.7

FAVORS
BUYERS

DAYS ON MARKET



▼ 67%

🏠 7
🏢 4

WHAT DO THESE NUMBERS MEAN FOR YOU?

For more detailed information, check out the full report at ZarghamiReport.com or call us at 941-900-4855 for a personalized analysis of your specific situation.

kw CLASSIC
GROUP
KELLERWILLIAMS.

Z ZARGHAMI
GROUP

THE ZARGHAMI REPORT

2Q22

SNAPSHOT

CENTRAL SARASOTA

Market data for homes located between Tamiami Trail and I-75.

\$430,000

MEDIAN SALE PRICE

▲ 32%

🏠 \$512k
🏡 \$328k

\$478,857

AVERAGE SALE PRICE

▲ 34%

🏠 \$559k
🏡 \$349k

🏠 Stats for single family homes

🏡 Stats for condos, townhomes and villas

SOLD!

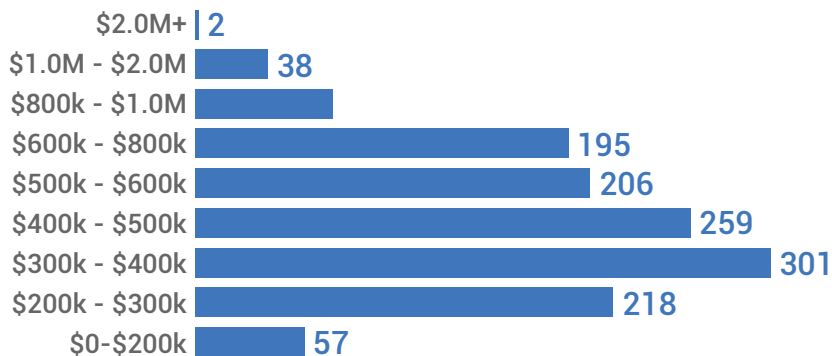
1,348

TRANSACTIONS

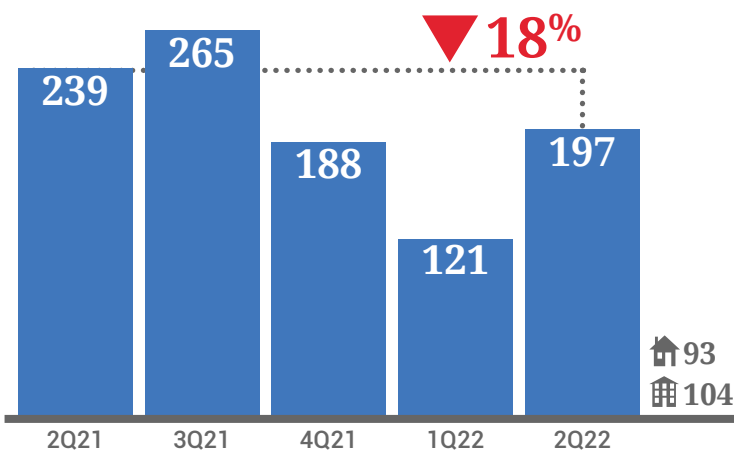
▼ 16%

🏠 835
🏡 513

HOME SALES



INVENTORY



0.5

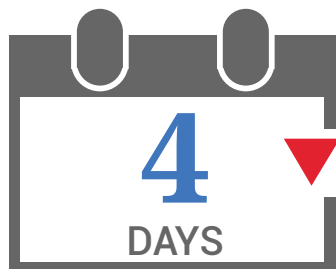
MONTHS SUPPLY

🏠 0.4 🏡 0.6

FAVORS SELLERS

FAVORS BUYERS

DAYS ON MARKET



4

DAYS

▼ 13%

🏠 4
🏡 5

WHAT DO THESE NUMBERS MEAN FOR YOU?

For more detailed information, check out the full report at ZarghamiReport.com or call us at 941-900-4855 for a personalized analysis of your specific situation.

kw CLASSIC GROUP
KELLERWILLIAMS.

Z ZARGHAMI GROUP

THE ZARGHAMI REPORT

2Q22

SNAPSHOT

EAST SARASOTA

Market data for homes located east of I-75 and in Lakewood Ranch.

\$685,333

MEDIAN SALE PRICE

▲ 41%

🏠 \$820k
🏡 \$434k

\$801,663

AVERAGE SALE PRICE

▲ 32%

🏠 \$913k
🏡 \$446k

🏠 Stats for single family homes

🏡 Stats for condos, townhomes and villas

SOLD!

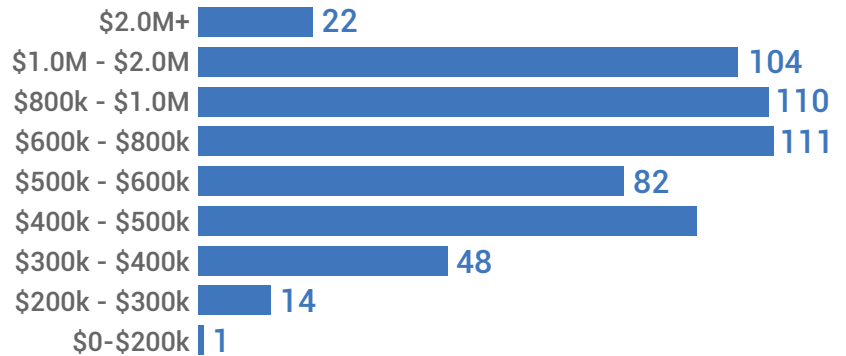
588

TRANSACTIONS

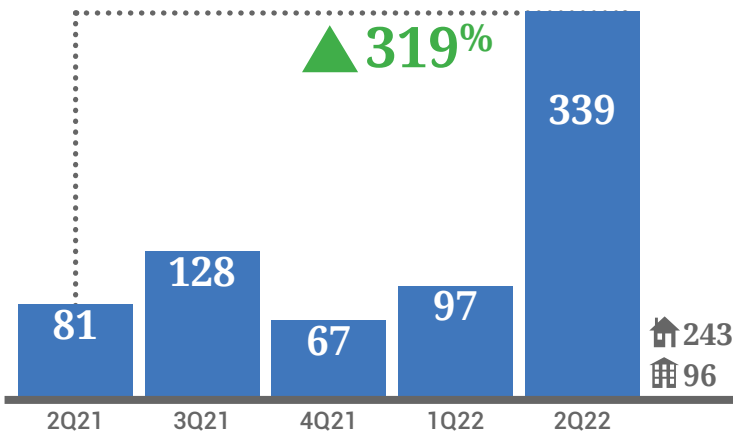
▼ 19%

🏠 449
🏡 139

HOME SALES



INVENTORY



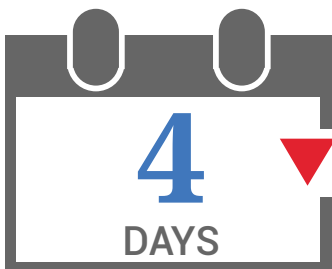
1.9
MONTHS SUPPLY

🏠 1.8 🏡 2.3

FAVORS SELLERS

FAVORS BUYERS

DAYS ON MARKET



▼ 25%

🏠 4
🏡 4

WHAT DO THESE NUMBERS MEAN FOR YOU?

For more detailed information, check out the full report at ZarghamiReport.com or call us at 941-900-4855 for a personalized analysis of your specific situation.

kw CLASSIC GROUP
KELLERWILLIAMS.

Z ZARGHAMI GROUP

THE ZARGHAMI REPORT

2Q22

SNAPSHOT

BRADENTON

Market data for all of Bradenton excluding Lakewood Ranch.

\$402,182

MEDIAN SALE PRICE

▲ 44%

🏠 \$488k
🏢 \$285k

\$477,901

AVERAGE SALE PRICE

▲ 38%

🏠 \$588k
🏢 \$325k

🏠 Stats for single family homes

🏢 Stats for condos, townhomes and villas

SOLD!

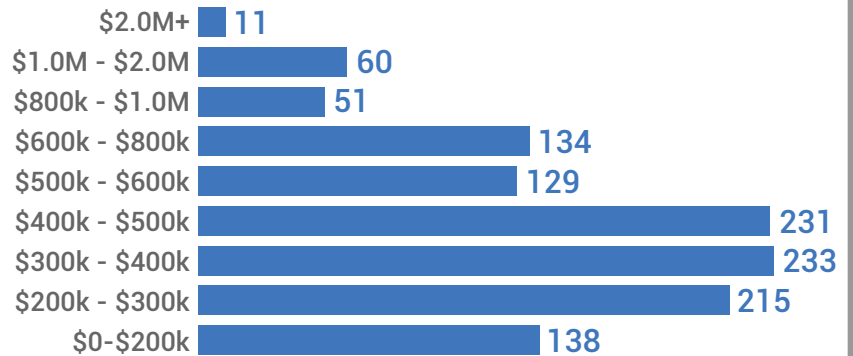
1,202

TRANSACTIONS

▼ 13%

🏠 699
🏢 503

HOME SALES



INVENTORY

514

▲ 151%

354



160



1.4

MONTHS SUPPLY

🏠 1.6 🏢 1.1

FAVORS
SELLERS

FAVORS
BUYERS

DAYS ON MARKET

5

DAYS

▼ 7%

🏠 5
🏢 5

WHAT DO THESE NUMBERS MEAN FOR YOU?

For more detailed information, check out the full report at ZarghamiReport.com or call us at **941-900-4855** for a personalized analysis of your specific situation.

kw CLASSIC GROUP
KELLERWILLIAMS.

Z ZARGHAMI GROUP

THE ZARGHAMI REPORT

2Q22

SNAPSHOT

VENICE, OSPREY & NOKOMIS

Market data for all of Venice, Osprey and Nokomis.

\$477,008

MEDIAN SALE PRICE

▲ 28%

🏠 \$540k
🏢 \$386k

\$587,523

AVERAGE SALE PRICE

▲ 18%

🏠 \$673k
🏢 \$433k

🏠 Stats for single family homes

🏢 Stats for condos, townhomes and villas

SOLD!

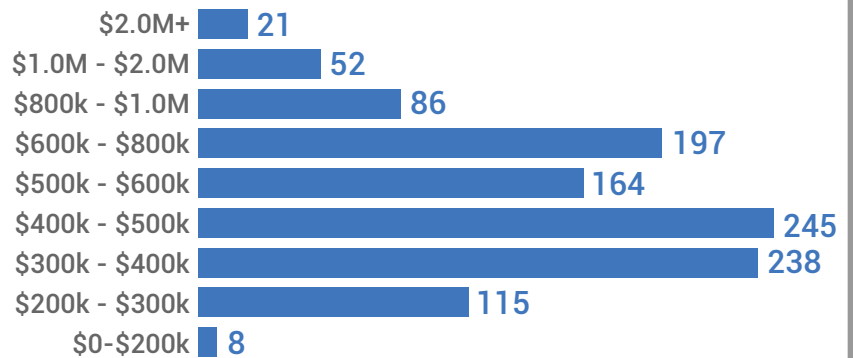
1,127

TRANSACTIONS

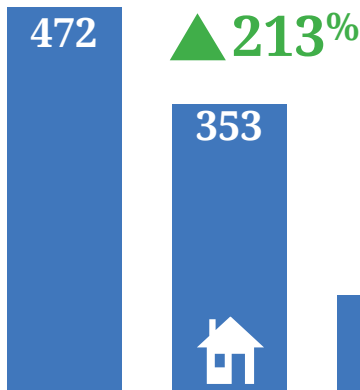
▼ 14%

🏠 735
🏢 392

HOME SALES



INVENTORY



▲ 213%

1.4

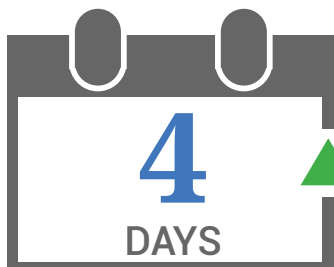
MONTHS SUPPLY

FAVORS SELLERS

🏠 1.6 🏢 1.1

FAVORS BUYERS

DAYS ON MARKET



▲ 9%

🏠 4
🏢 4

WHAT DO THESE NUMBERS MEAN FOR YOU?

For more detailed information, check out the full report at ZarghamiReport.com or call us at 941-900-4855 for a personalized analysis of your specific situation.

kw CLASSIC GROUP
KELLERWILLIAMS.

Z ZARGHAMI GROUP