

THE ZARGHAMI REPORT

1Q23

SNAPSHOT

SARASOTA OVERVIEW

Market data for homes with a Sarasota, Longboat Key or Lakewood Ranch address.

\$545,462

MEDIAN SALE PRICE

▲ 11%

🏠 \$601k
🏢 \$446k

\$798,398

AVERAGE SALE PRICE

▲ 7%

🏠 \$854k
🏢 \$714k

🏠 Stats for single family homes

🏢 Stats for condos, townhomes and villas

SOLD!

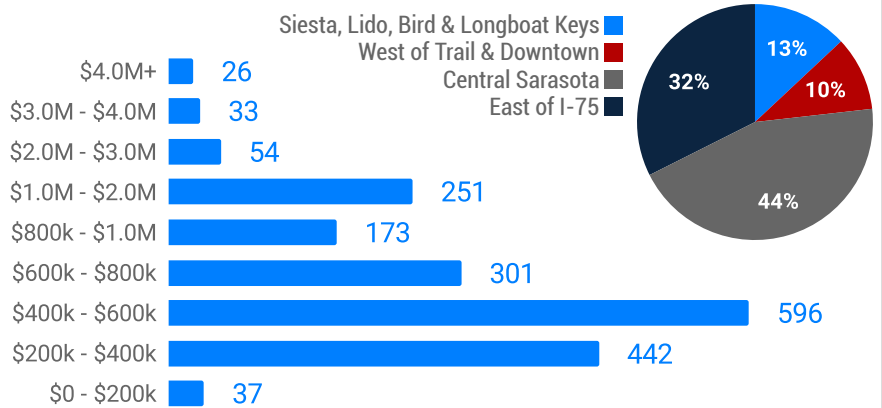
1,913

TRANSACTIONS

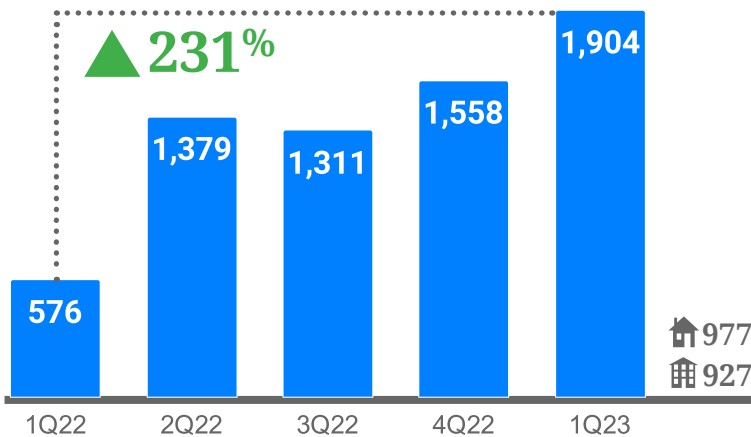
▼ 13%

🏠 1,143
🏢 770

HOME SALES



INVENTORY



3.3

MONTHS SUPPLY

🏠 2.8 🏢 3.9

FAVORS SELLERS

FAVORS BUYERS

DAYS ON MARKET



22

DAYS

▲ 364%

🏠 22
🏢 22

WHAT DO THESE NUMBERS MEAN FOR YOU?

For more detailed information, check out the full report at ZarghamiReport.com or call us at 941-900-4855 for a personalized analysis of your specific situation.

kw CLASSIC GROUP
KELLERWILLIAMS.

Z ZARGHAMI GROUP

THE ZARGHAMI REPORT
1Q23
 SNAPSHOT

SARASOTA LUXURY

Market data for homes with a Sarasota, Longboat Key or Lakewood Ranch address that sold for \$750,000 or more.

\$1,148,340
 MEDIAN SALE PRICE

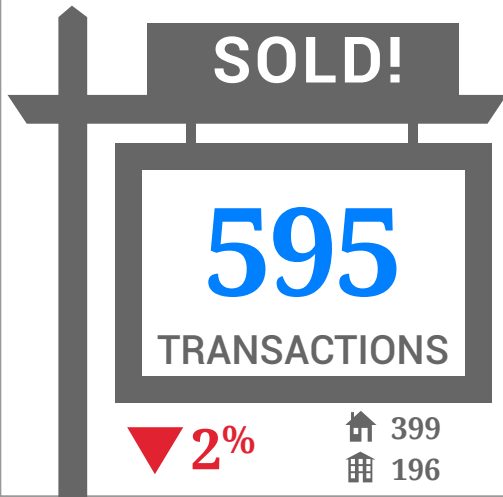
▲ 6%
 🏠 \$1.1M
 🏢 \$1.3M

\$1,558,113
 AVERAGE SALE PRICE

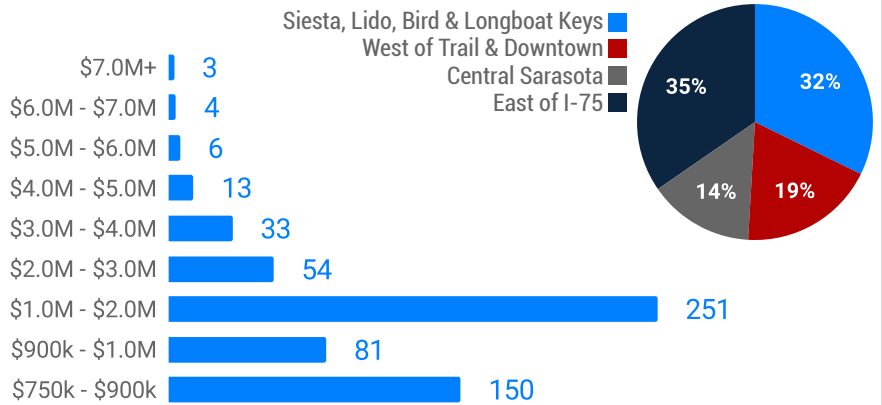
▼ 3%
 🏠 \$1.5M
 🏢 \$1.6M

🏠 Stats for single family homes

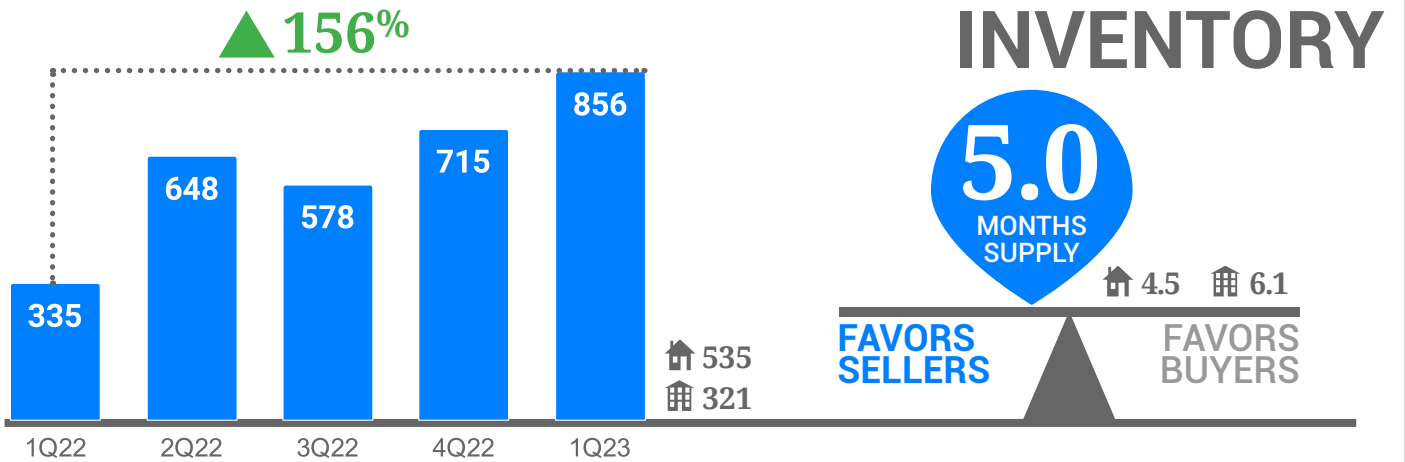
🏢 Stats for condos, townhomes and villas



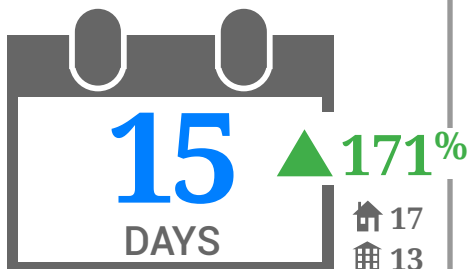
HOME SALES



INVENTORY



DAYS ON MARKET



WHAT DO THESE NUMBERS MEAN FOR YOU?

For more detailed information, check out the full report at ZarghamiReport.com or call us at **941-900-4855** for a personalized analysis of your specific situation.

kw CLASSIC GROUP
 KELLERWILLIAMS.

Z ZARGHAMI GROUP

THE ZARGHAMI REPORT
1Q23
 SNAPSHOT

SARASOTA KEYS

Market data for homes on Siesta Key, Lido Key, Bird Key, and Longboat Key.

\$1,223,667
 MEDIAN SALE PRICE

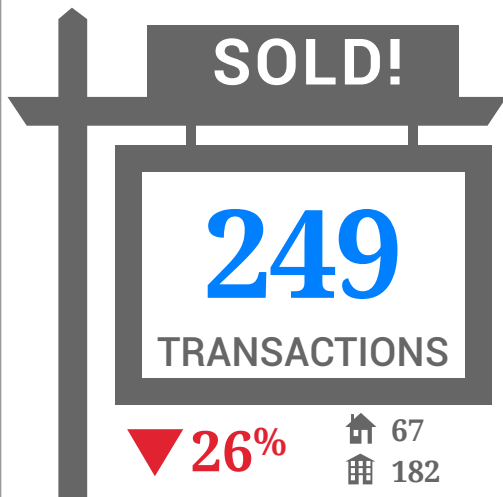
▲ **16%**
 🏠 \$2.1M
 🏡 \$1.1M

\$1,683,549
 AVERAGE SALE PRICE

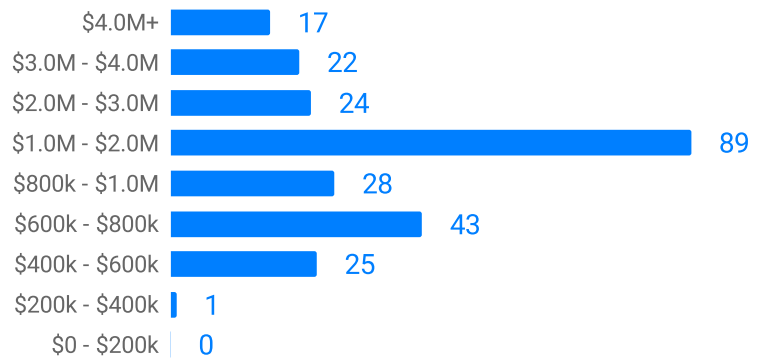
▲ **4%**
 🏠 \$2.7M
 🏡 \$1.3M

🏠 Stats for single family homes

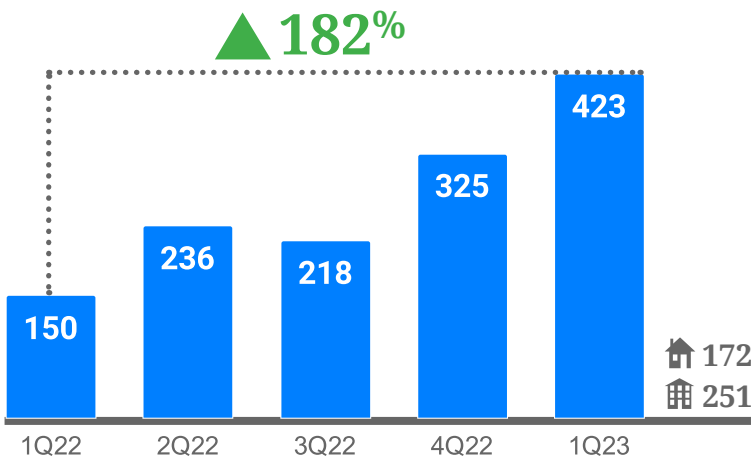
🏡 Stats for condos, townhomes and villas



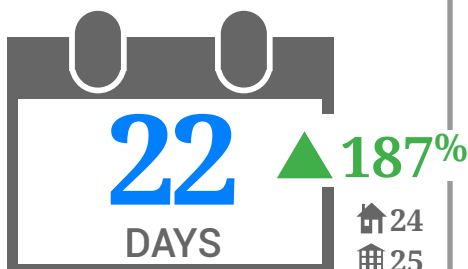
HOME SALES



INVENTORY



DAYS ON MARKET



WHAT DO THESE NUMBERS MEAN FOR YOU?

For more detailed information, check out the full report at ZarghamiReport.com or call us at **941-900-4855** for a personalized analysis of your specific situation.

THE ZARGHAMI REPORT

1Q23

SNAPSHOT

WEST SARASOTA

Market data for homes in downtown Sarasota and west of Tamiami Trail.

\$865,000

MEDIAN SALE PRICE

▲ 28%

🏠 \$945k
🏡 \$796k

\$1,272,616

AVERAGE SALE PRICE

▲ 15%

🏠 \$1.6M
🏡 \$1.1M

🏠 Stats for single family homes

🏡 Stats for condos, townhomes and villas

SOLD!

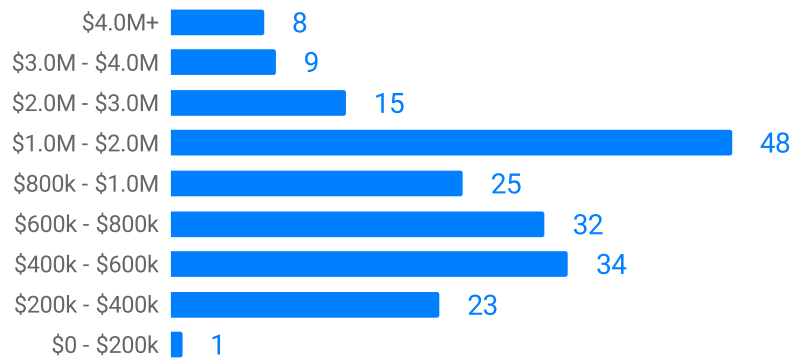
195

TRANSACTIONS

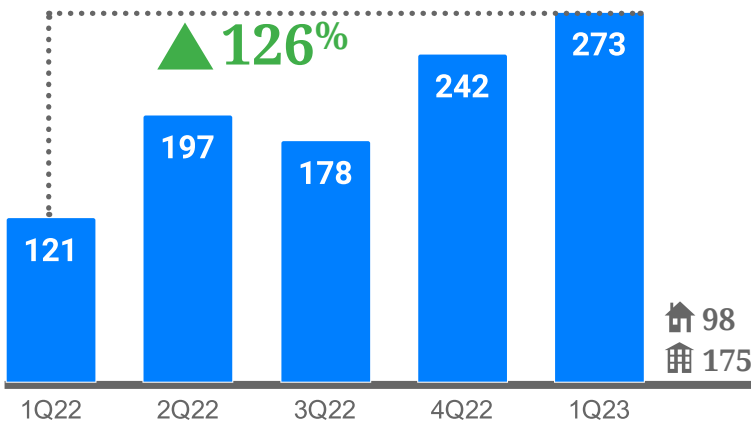
▼ 24%

🏠 71
🏡 124

HOME SALES



INVENTORY



4.6

MONTHS SUPPLY

🏠 5.1 🏡 4.3

FAVORS SELLERS

FAVORS BUYERS

DAYS ON MARKET



16

DAYS

▲ 135%

🏠 17
🏡 16

WHAT DO THESE NUMBERS MEAN FOR YOU?

For more detailed information, check out the full report at ZarghamiReport.com or call us at **941-900-4855** for a personalized analysis of your specific situation.

kw CLASSIC GROUP
KELLERWILLIAMS.

Z ZARGHAMI GROUP

THE ZARGHAMI REPORT
1Q23
 SNAPSHOT

CENTRAL SARASOTA

Market data for homes located between Tamiami Trail and I-75.

\$400,833

MEDIAN SALE PRICE

▲ 5%

🏠 \$482k
 🏢 \$310k

\$456,522

AVERAGE SALE PRICE

▲ 6%

🏠 \$540k
 🏢 \$324k

🏠 Stats for single family homes

🏢 Stats for condos, townhomes and villas

SOLD!

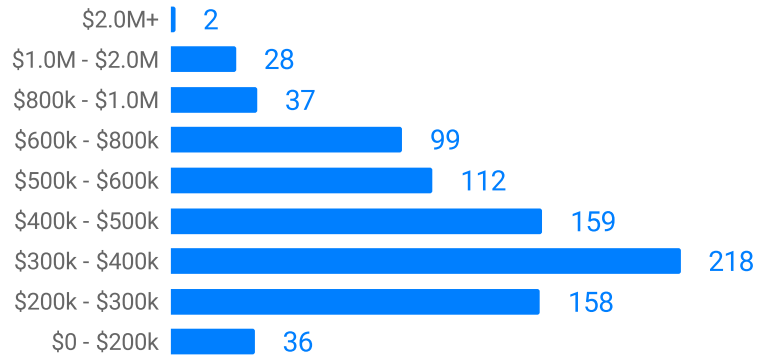
849

TRANSACTIONS

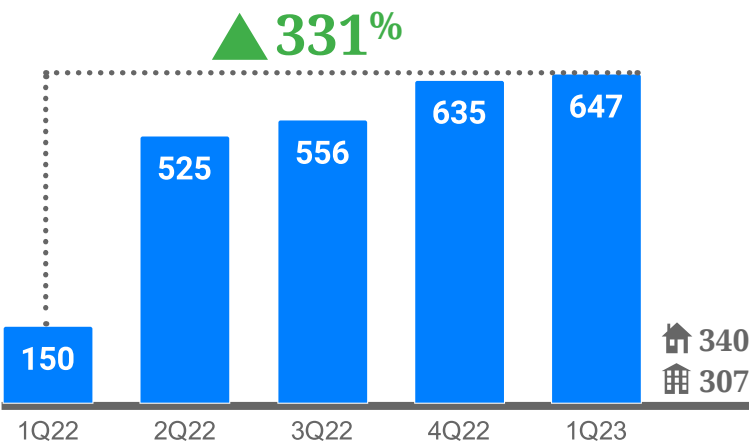
▼ 25%

🏠 526
 🏢 323

HOME SALES



INVENTORY



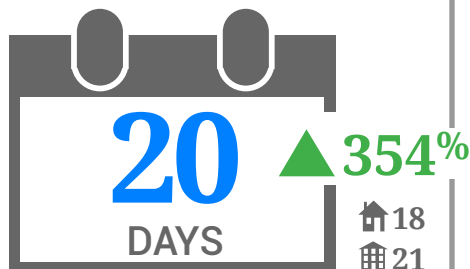
2.3
 MONTHS SUPPLY

FAVORS SELLERS

🏠 2.0 🏢 2.8

FAVORS BUYERS

DAYS ON MARKET



WHAT DO THESE NUMBERS MEAN FOR YOU?

For more detailed information, check out the full report at ZarghamiReport.com or call us at **941-900-4855** for a personalized analysis of your specific situation.

kw CLASSIC GROUP
 KELLERWILLIAMS.

Z ZARGHAMI GROUP

THE ZARGHAMI REPORT
1Q23
 SNAPSHOT

EAST SARASOTA

Market data for homes located east of I-75 and in Lakewood Ranch.

\$614,215
 MEDIAN SALE PRICE

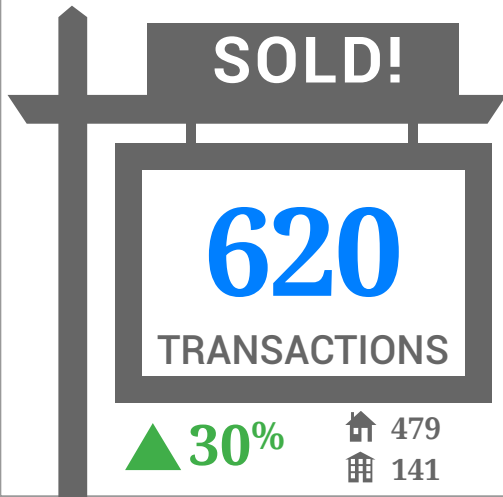
▲ 6%
 🏠 \$691k
 🏢 \$432k

\$756,384
 AVERAGE SALE PRICE

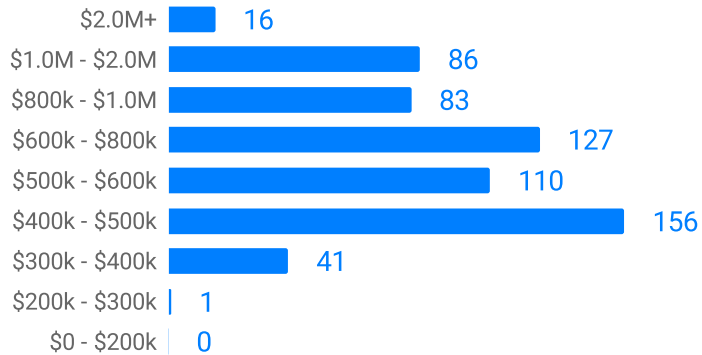
▲ 11%
 🏠 \$839k
 🏢 \$468k

🏠 Stats for single family homes

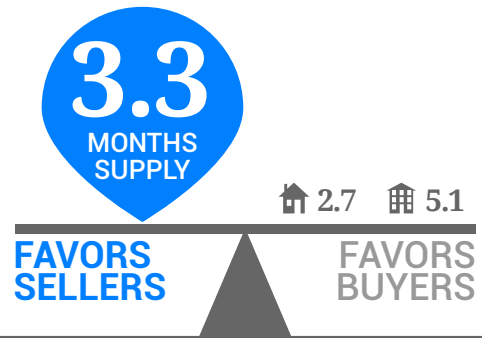
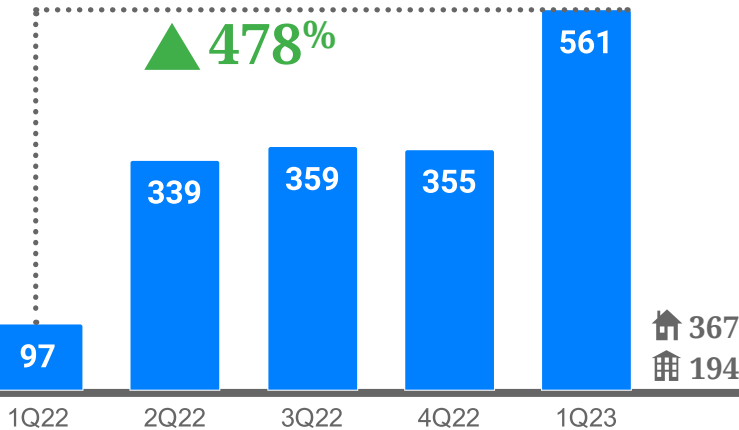
🏢 Stats for condos, townhomes and villas



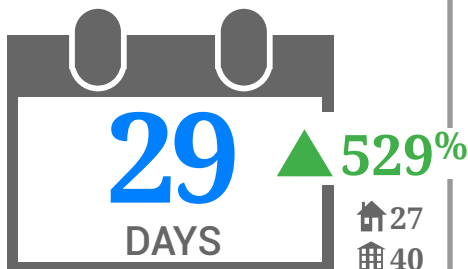
HOME SALES



INVENTORY



DAYS ON MARKET



WHAT DO THESE NUMBERS MEAN FOR YOU?

For more detailed information, check out the full report at ZarghamiReport.com or call us at **941-900-4855** for a personalized analysis of your specific situation.

kw CLASSIC GROUP
 KELLERWILLIAMS.

Z ZARGHAMI GROUP

THE ZARGHAMI REPORT
1Q23
 SNAPSHOT

BRADENTON

Market data for all of Bradenton excluding Lakewood Ranch.

\$383,163

MEDIAN SALE PRICE

▲ 9%

🏠 \$469k
 🏢 \$290k

\$465,774

AVERAGE SALE PRICE

▲ 12%

🏠 \$558k
 🏢 \$329k

🏠 Stats for single family homes

🏢 Stats for condos, townhomes and villas

SOLD!

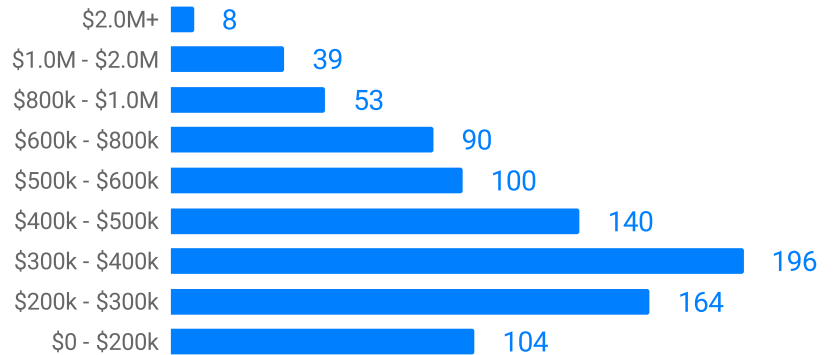
894

TRANSACTIONS

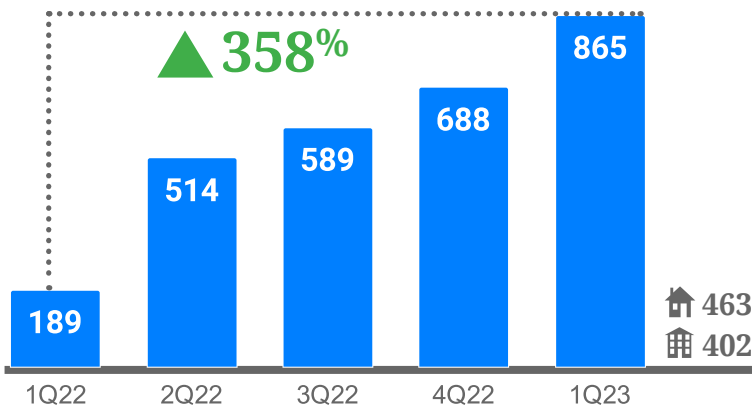
▼ 13%

🏠 542
 🏢 352

HOME SALES



INVENTORY



3.1
 MONTHS SUPPLY

🏠 2.7 🏢 3.7

FAVORS SELLERS

FAVORS BUYERS

DAYS ON MARKET



▲ 387%

🏠 28
 🏢 22

WHAT DO THESE NUMBERS MEAN FOR YOU?

For more detailed information, check out the full report at ZarghamiReport.com or call us at **941-900-4855** for a personalized analysis of your specific situation.

kw CLASSIC GROUP
 KELLERWILLIAMS.

Z ZARGHAMI GROUP

THE ZARGHAMI REPORT

1Q23

SNAPSHOT

VENICE, OSPREY & NOKOMIS

Market data for all of Venice, Osprey and Nokomis.

\$448,313

MEDIAN SALE PRICE

▲ 2%

🏠 \$517k
🏡 \$346k

\$543,533

AVERAGE SALE PRICE

▲ 2%

🏠 \$638k
🏡 \$376k

🏠 Stats for single family homes

🏡 Stats for condos, townhomes and villas

SOLD!

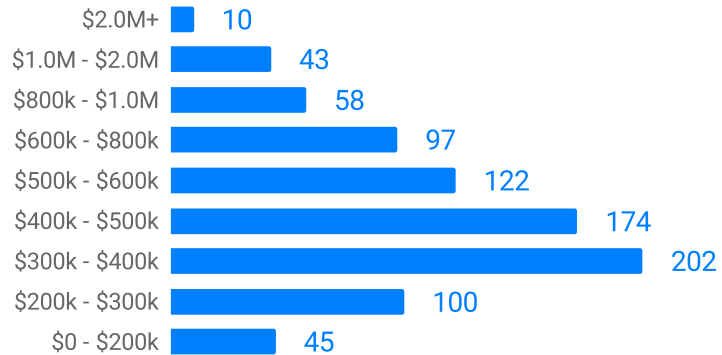
851

TRANSACTIONS

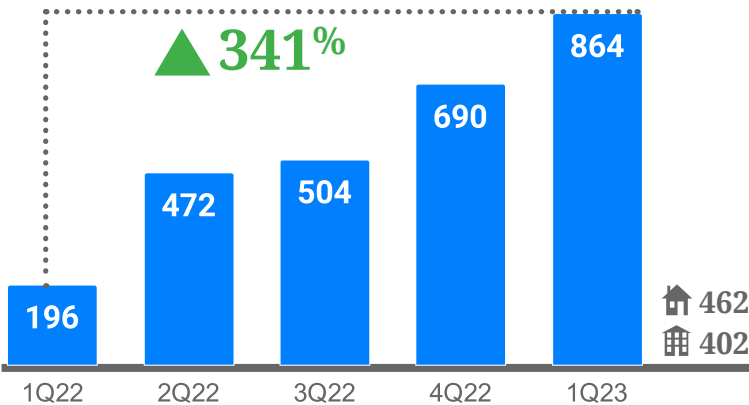
▼ 2%

🏠 545
🏡 306

HOME SALES



INVENTORY



3.7

MONTHS SUPPLY

🏠 3.0 🏡 5.2

FAVORS SELLERS

FAVORS BUYERS

DAYS ON MARKET



22

DAYS

▲ 509%

🏠 26
🏡 18

WHAT DO THESE NUMBERS MEAN FOR YOU?

For more detailed information, check out the full report at ZarghamiReport.com or call us at **941-900-4855** for a personalized analysis of your specific situation.

kw CLASSIC GROUP
KELLERWILLIAMS.

Z ZARGHAMI GROUP