

THE ZARGHAMI REPORT
3Q23
 SNAPSHOT

SARASOTA OVERVIEW

Market data for homes with a Sarasota, Longboat Key or Lakewood Ranch address.

\$566,743

MEDIAN SALE PRICE

▲ 5%

🏠 \$650k
 🏢 \$405k

\$801,679

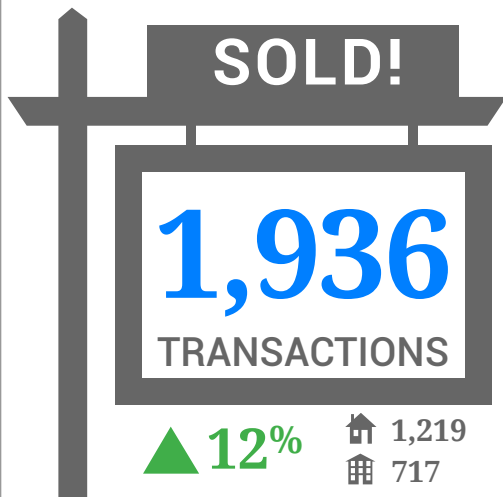
AVERAGE SALE PRICE

▲ 3%

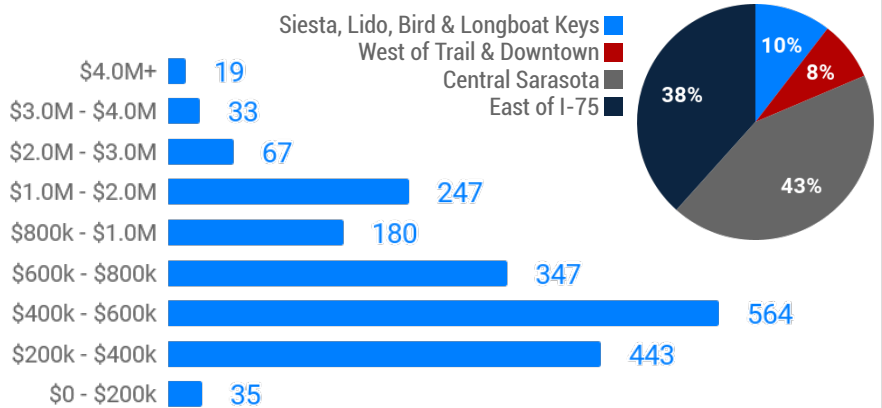
🏠 \$925k
 🏢 \$592k

🏠 Stats for single family homes

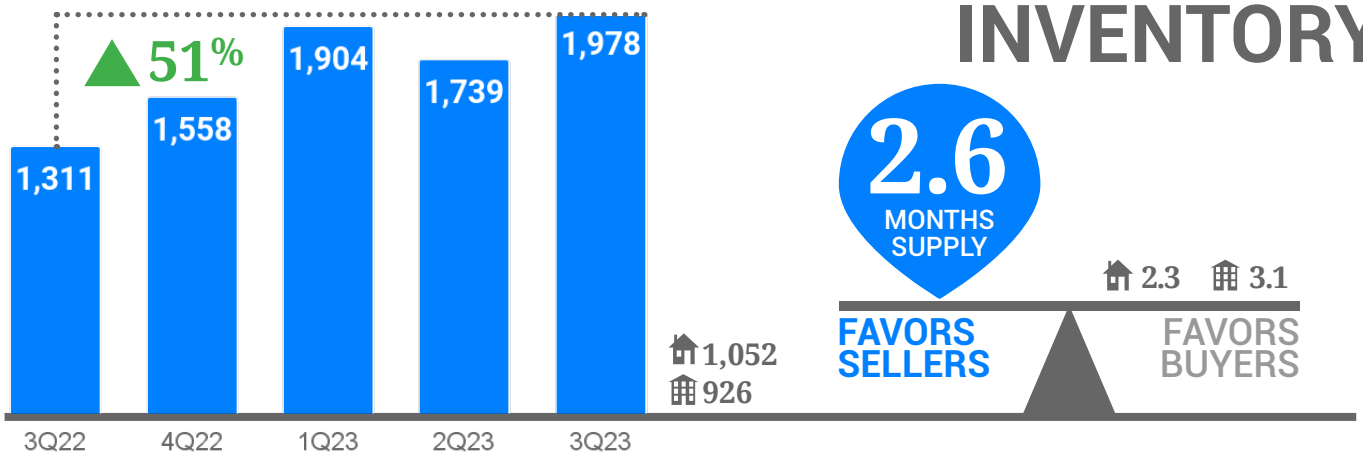
🏢 Stats for condos, townhomes and villas



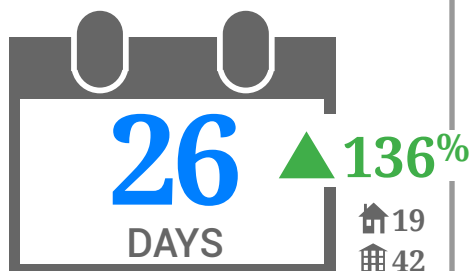
HOME SALES



INVENTORY



DAYS ON MARKET



WHAT DO THESE NUMBERS MEAN FOR YOU?

For more detailed information, check out the full report at ZarghamiReport.com or call us at **941-900-4855** for a personalized analysis of your specific situation.

kw CLASSIC GROUP
 KELLERWILLIAMS.

Z ZARGHAMI GROUP

THE ZARGHAMI REPORT
3Q23
 SNAPSHOT

SARASOTA LUXURY

Market data for homes with a Sarasota, Longboat Key or Lakewood Ranch address that sold in the top 10% of sales prices.

\$1,648,786
 MEDIAN SALE PRICE

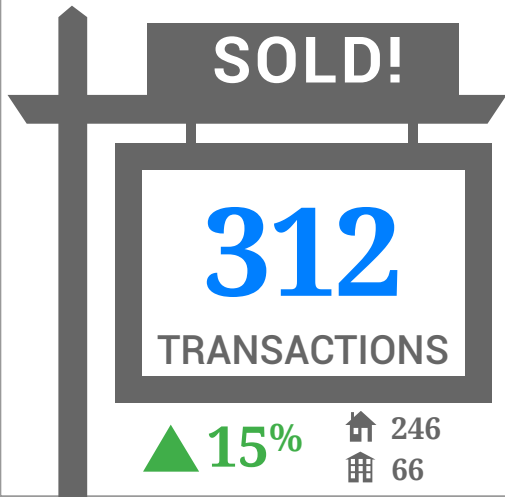
▲ 1%
 🏠 \$1.6M
 🏢 \$1.6M

\$2,153,631
 AVERAGE SALE PRICE

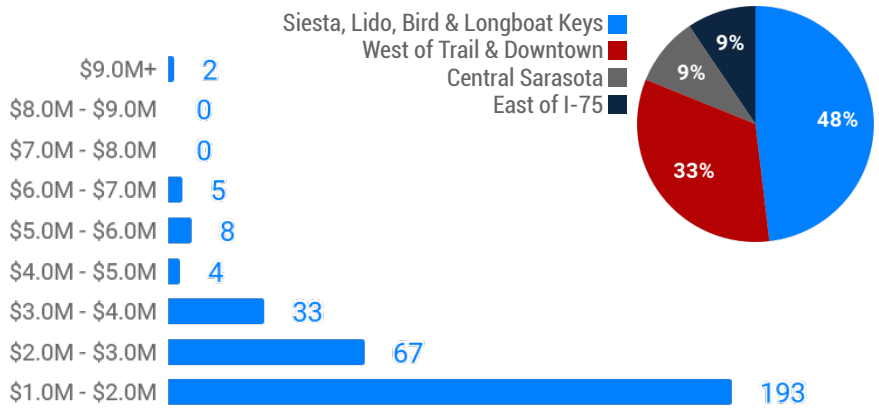
▼ 1%
 🏠 \$2.2M
 🏢 \$2.0M

🏠 Stats for single family homes

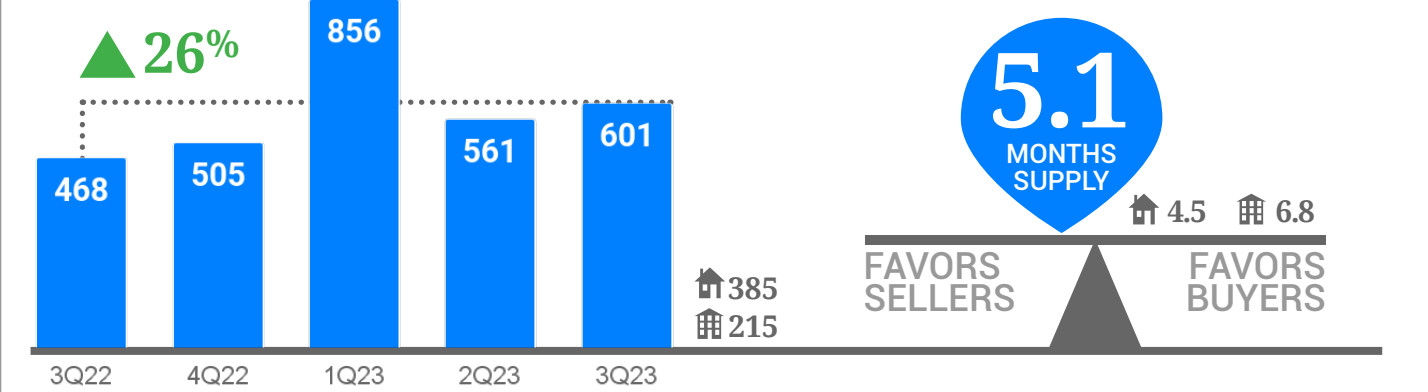
🏢 Stats for condos, townhomes and villas



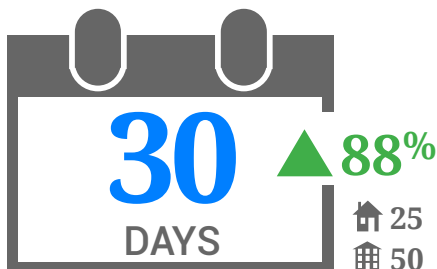
HOME SALES



INVENTORY



DAYS ON MARKET



WHAT DO THESE NUMBERS MEAN FOR YOU?

For more detailed information, check out the full report at ZarghamiReport.com or call us at **941-900-4855** for a personalized analysis of your specific situation.

kw CLASSIC GROUP
 KELLERWILLIAMS.

Z ZARGHAMI GROUP

THE ZARGHAMI REPORT
3Q23
 SNAPSHOT

SARASOTA KEYS

Market data for homes on Siesta Key, Lido Key, Bird Key, and Longboat Key.

\$1,145,000
 MEDIAN SALE PRICE

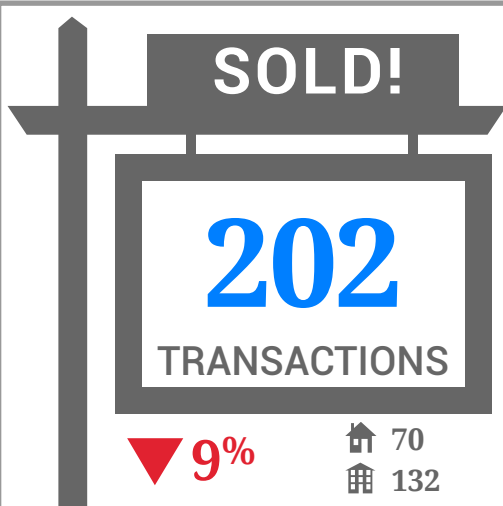
▲ 9%
 🏠 \$2.4M
 🏢 \$826k

\$1,732,624
 AVERAGE SALE PRICE

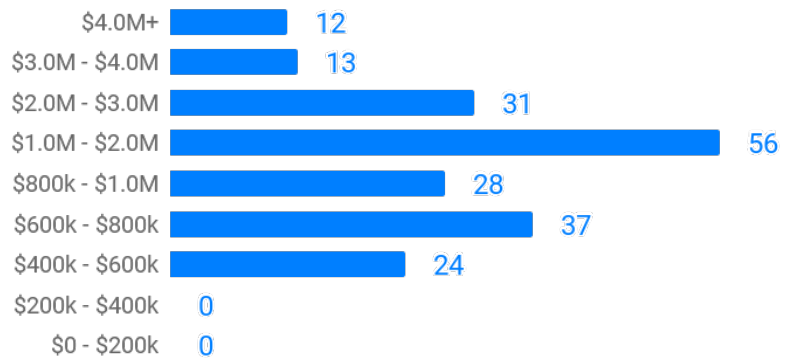
▲ 21%
 🏠 \$2.9M
 🏢 \$1.1M

🏠 Stats for single family homes

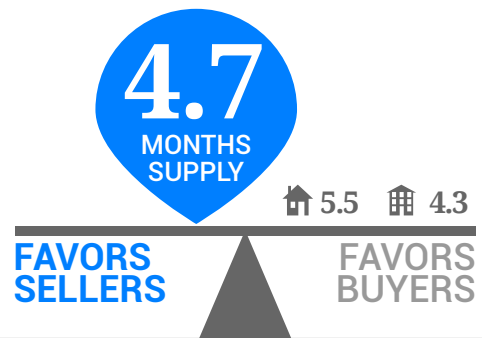
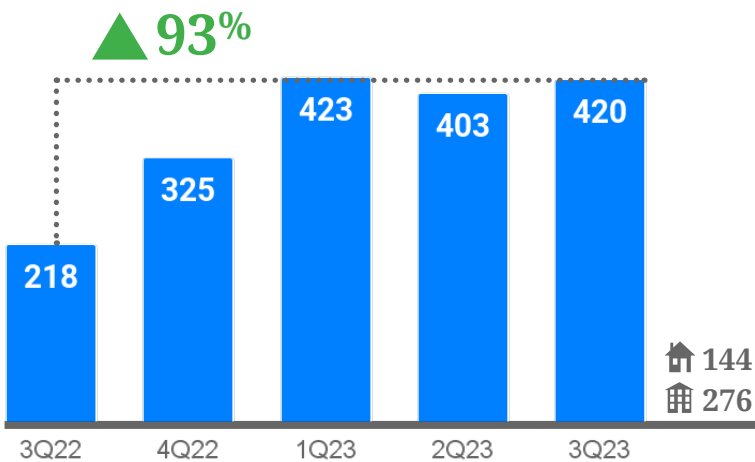
🏢 Stats for condos, townhomes and villas



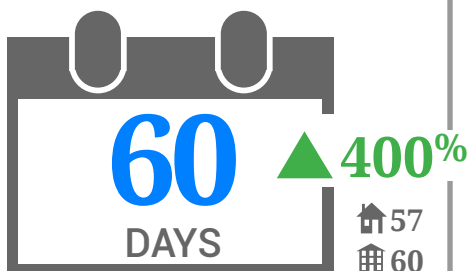
HOME SALES



INVENTORY



DAYS ON MARKET



WHAT DO THESE NUMBERS MEAN FOR YOU?

For more detailed information, check out the full report at ZarghamiReport.com or call us at **941-900-4855** for a personalized analysis of your specific situation.

kw CLASSIC GROUP
 KELLERWILLIAMS.

Z ZARGHAMI GROUP

THE ZARGHAMI REPORT
3Q23
 SNAPSHOT

WEST SARASOTA

Market data for homes in downtown Sarasota and west of Tamiami Trail.

\$981,944

MEDIAN SALE PRICE

▲ 3%

🏠 \$1.3M
 🏡 \$858k

\$1,390,867

AVERAGE SALE PRICE

▼ 18%

🏠 \$1.9M
 🏡 \$1.1M

🏠 Stats for single family homes

🏡 Stats for condos, townhomes and villas

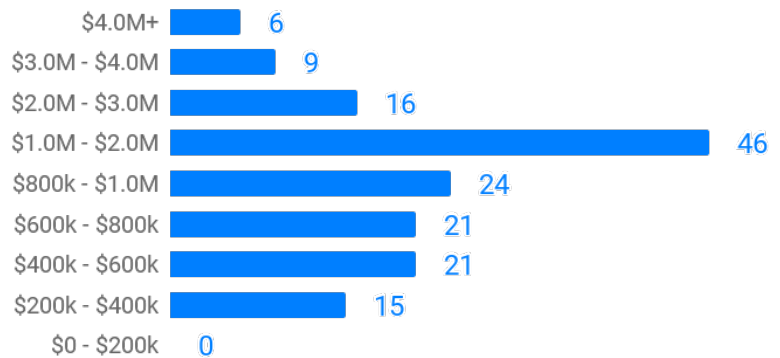
SOLD!

158

TRANSACTIONS

▲ 13% 🏠 67
 🏡 91

HOME SALES



INVENTORY

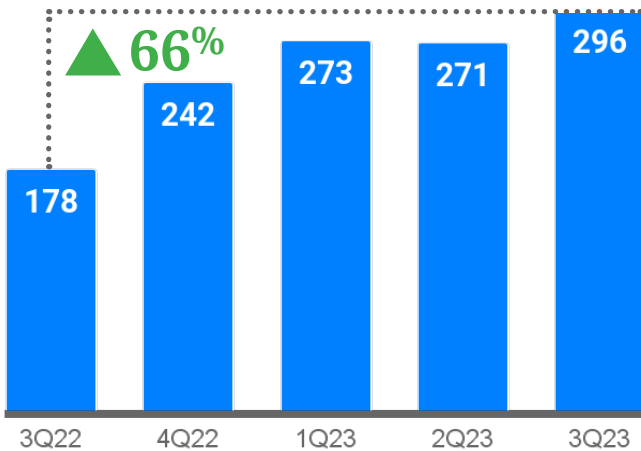
4.7
 MONTHS SUPPLY

🏠 4.1 🏡 5.2

FAVORS SELLERS

FAVORS BUYERS

🏠 107
 🏡 189



DAYS ON MARKET

39
 DAYS

▲ 95%

🏠 47
 🏡 37

WHAT DO THESE NUMBERS MEAN FOR YOU?

For more detailed information, check out the full report at ZarghamiReport.com or call us at **941-900-4855** for a personalized analysis of your specific situation.

kw CLASSIC GROUP
 KELLERWILLIAMS.

Z ZARGHAMI GROUP

THE ZARGHAMI REPORT
3Q23
 SNAPSHOT

CENTRAL SARASOTA

Market data for homes located between Tamiami Trail and I-75.

\$430,000

MEDIAN SALE PRICE

▲ 1%

🏠 \$503k
 🏡 \$305k

\$473,664

AVERAGE SALE PRICE

▼ 1%

🏠 \$556k
 🏡 \$324k

🏠 Stats for single family homes

🏡 Stats for condos, townhomes and villas

SOLD!

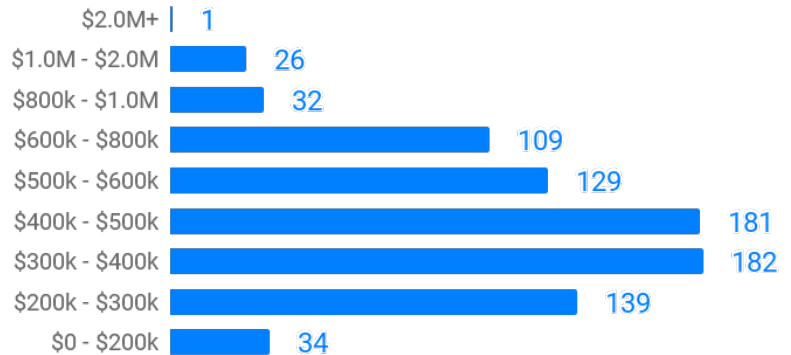
883

TRANSACTIONS

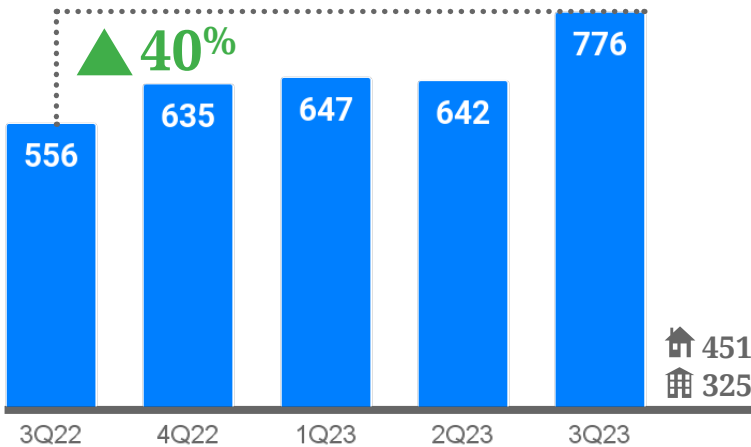
▼ 13%

🏠 538
 🏡 295

HOME SALES



INVENTORY



2.4
 MONTHS SUPPLY

FAVORS SELLERS

🏠 2.3 🏡 2.6

FAVORS BUYERS

DAYS ON MARKET



▲ 110%

🏠 15
 🏡 33

WHAT DO THESE NUMBERS MEAN FOR YOU?

For more detailed information, check out the full report at ZarghamiReport.com or call us at **941-900-4855** for a personalized analysis of your specific situation.

kw CLASSIC GROUP
 KELLERWILLIAMS.

Z ZARGHAMI GROUP

THE ZARGHAMI REPORT
3Q23
 SNAPSHOT

EAST SARASOTA

Market data for homes located east of I-75 and in Lakewood Ranch.

\$642,776

MEDIAN SALE PRICE

▼ **5%**

🏠 \$749k
 🏡 \$396k

\$791,037

AVERAGE SALE PRICE

▼ **4%**

🏠 \$925k
 🏡 \$426k

🏠 Stats for single family homes

🏡 Stats for condos, townhomes and villas

SOLD!

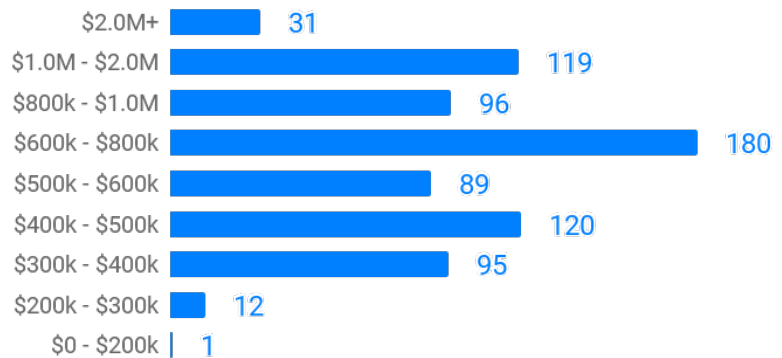
743

TRANSACTIONS

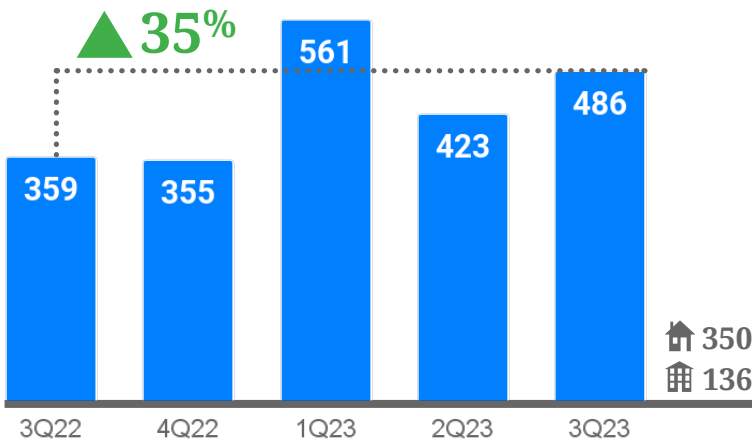
▲ **76%**

🏠 544
 🏡 199

HOME SALES



INVENTORY



1.8
 MONTHS SUPPLY

FAVORS SELLERS

🏠 1.8 🏡 1.8

FAVORS BUYERS

DAYS ON MARKET

25
 DAYS

▲ **150%**

🏠 17
 🏡 59

WHAT DO THESE NUMBERS MEAN FOR YOU?

For more detailed information, check out the full report at ZarghamiReport.com or call us at **941-900-4855** for a personalized analysis of your specific situation.

kw CLASSIC GROUP
 KELLERWILLIAMS.

Z ZARGHAMI GROUP

THE ZARGHAMI REPORT
3Q23
 SNAPSHOT

BRADENTON

Market data for all of Bradenton excluding Lakewood Ranch.

\$405,000

MEDIAN SALE PRICE

▲ 6%

🏠 \$499k
 🏡 \$295k

\$463,470

AVERAGE SALE PRICE

▲ 1%

🏠 \$554k
 🏡 \$324k

🏠 Stats for single family homes

🏡 Stats for condos, townhomes and villas

SOLD!

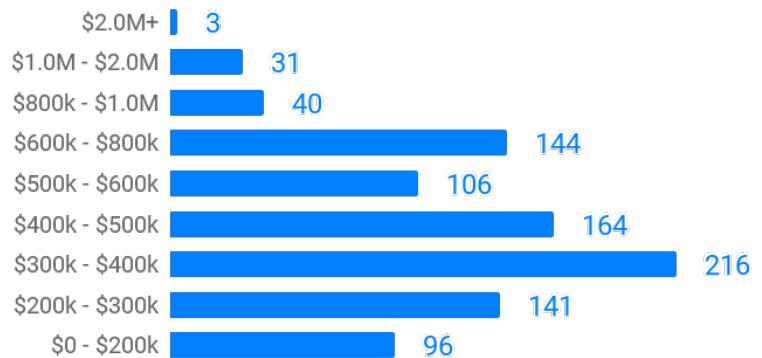
941

TRANSACTIONS

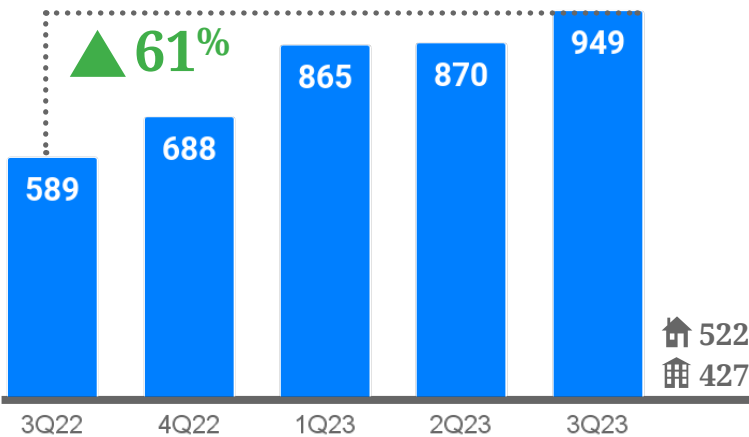
▲ 12%

🏠 571
 🏡 370

HOME SALES



INVENTORY



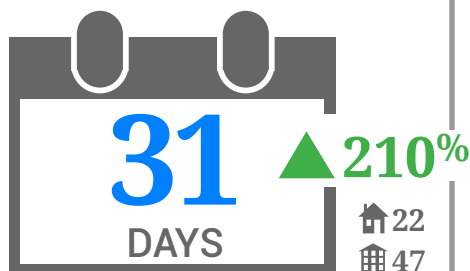
2.7
 MONTHS SUPPLY

FAVORS SELLERS

🏠 2.4 🏡 3.2

FAVORS BUYERS

DAYS ON MARKET



WHAT DO THESE NUMBERS MEAN FOR YOU?

For more detailed information, check out the full report at ZarghamiReport.com or call us at **941-900-4855** for a personalized analysis of your specific situation.

kw CLASSIC GROUP
 KELLERWILLIAMS.

Z ZARGHAMI GROUP

THE ZARGHAMI REPORT
3Q23
 SNAPSHOT

**VENICE, OSPREY
 & NOKOMIS**

Market data for all of Venice, Osprey and Nokomis.

\$499,000

MEDIAN SALE PRICE

▲ 3%

🏠 \$570k
 🏡 \$385k

\$591,737

AVERAGE SALE PRICE

▲ 6%

🏠 \$674k
 🏡 \$403k

🏠 Stats for single family homes

🏡 Stats for condos, townhomes and villas

SOLD!

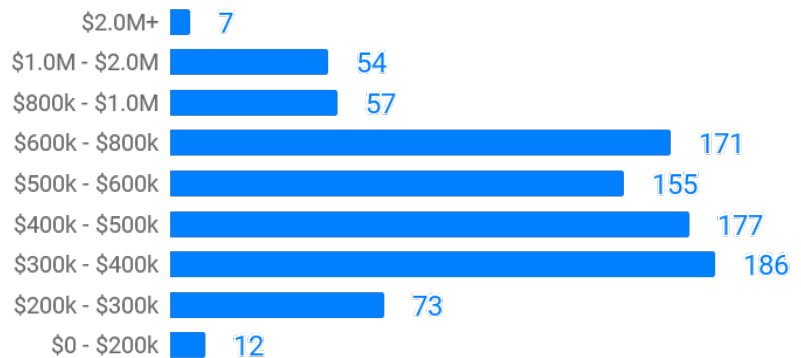
893

TRANSACTIONS

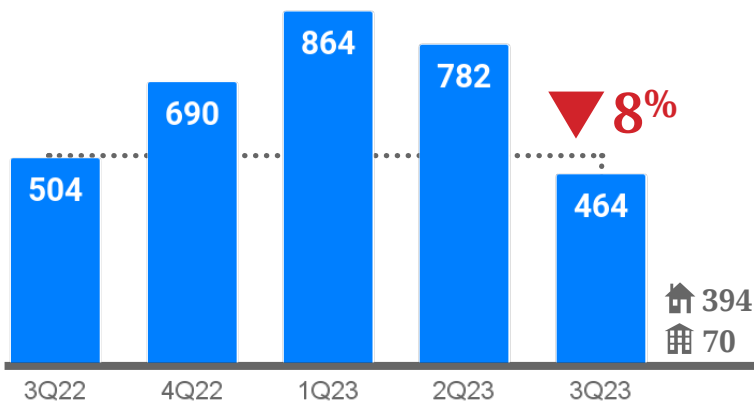
▲ 31%

🏠 621
 🏡 272

HOME SALES



INVENTORY



1.4
 MONTHS SUPPLY

**FAVORS
 SELLERS**

🏠 1.7 🏡 0.7

**FAVORS
 BUYERS**

DAYS ON MARKET

29
 DAYS

▲ 222%

🏠 24
 🏡 39

WHAT DO THESE NUMBERS MEAN FOR YOU?

For more detailed information, check out the full report at ZarghamiReport.com or call us at **941-900-4855** for a personalized analysis of your specific situation.

kw CLASSIC GROUP
 KELLERWILLIAMS.

Z ZARGHAMI GROUP