

THE ZARGHAMI REPORT

# 1Q22

SNAPSHOT

## BRADENTON

Market data for all of Bradenton excluding Lakewood Ranch.

# \$350,000

MEDIAN SALE PRICE

▲ 32%

🏠 \$430k  
🏢 \$260k

# \$417,656

AVERAGE SALE PRICE

▲ 30%

🏠 \$418k  
🏢 \$281k

🏠 Stats for single family homes

🏢 Stats for condos, townhomes and villas

### SOLD!

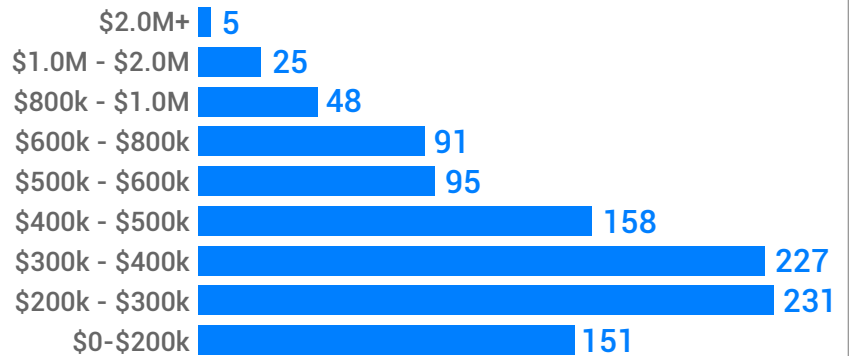
# 1,031

TRANSACTIONS

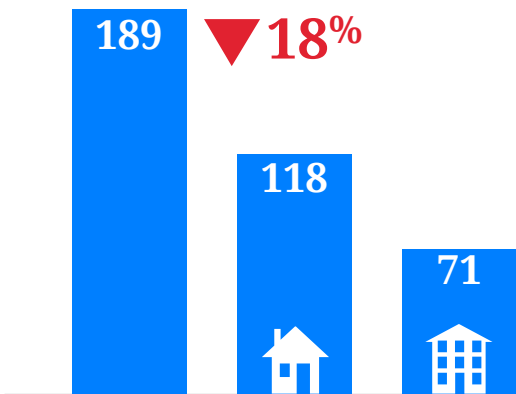
▼ 14%

🏠 627  
🏢 404

## HOME SALES



## INVENTORY



▼ 18%

# 0.5

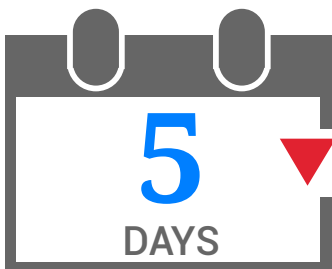
MONTHS SUPPLY

🏠 0.5 🏢 0.5

FAVORS SELLERS

FAVORS BUYERS

## DAYS ON MARKET



▼ 69%

🏠 6  
🏢 4

## WHAT DO THESE NUMBERS MEAN FOR YOU?

For more detailed information, check out the full report at [ZarghamiReport.com](http://ZarghamiReport.com) or call us at **941-900-4855** for a personalized analysis of your specific situation.

**kw** CLASSIC GROUP  
KELLERWILLIAMS.

**Z** ZARGHAMI GROUP