

THE ZARGHAMI REPORT

1Q22

SNAPSHOT

SARASOTA OVERVIEW

Market data for homes with a Sarasota, Longboat Key or Lakewood Ranch address.

\$496,800

MEDIAN SALE PRICE

▲ 24%

🏠 \$568k
🏢 \$388k

\$744,579

AVERAGE SALE PRICE

▲ 11%

🏠 \$845k
🏢 \$612k

🏠 Stats for single family homes

🏢 Stats for condos, townhomes and villas

SOLD!

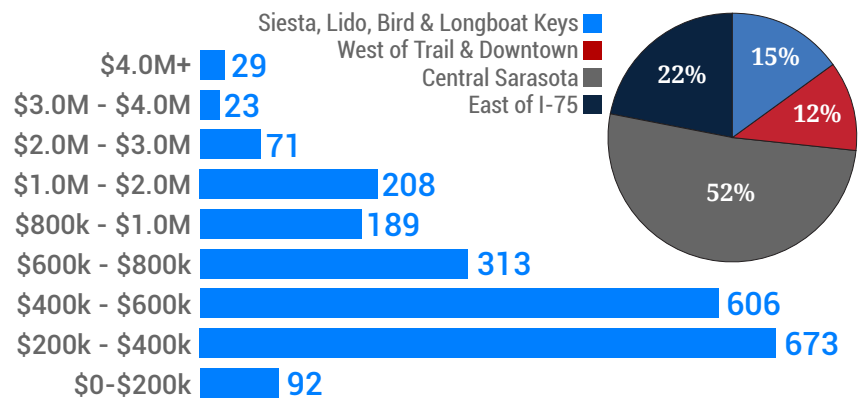
2,205

TRANSACTIONS

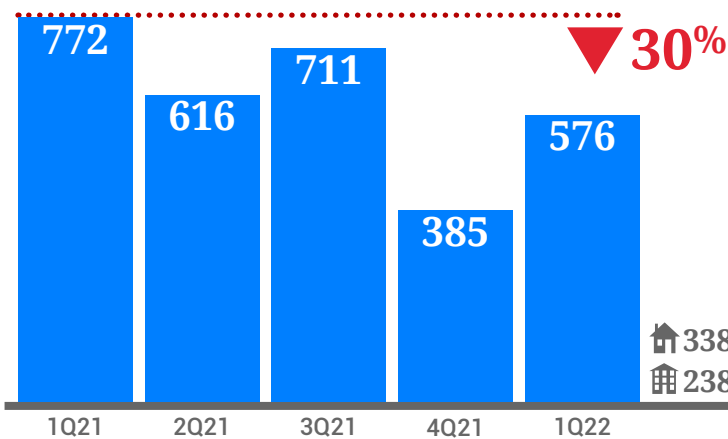
▼ 30%

🏠 1,250
🏢 955

HOME SALES



INVENTORY




0.8
MONTHS SUPPLY

FAVORS SELLERS

🏠 0.8 🏢 0.7

FAVORS BUYERS

DAYS ON MARKET



🏠 5
🏢 5

WHAT DO THESE NUMBERS MEAN FOR YOU?

For more detailed information, check out the full report at ZarghamiReport.com or call us at **941-900-4855** for a personalized analysis of your specific situation.

kw CLASSIC GROUP
KELLER WILLIAMS

Z ZARGHAMI GROUP

THE ZARGHAMI REPORT

1Q22

SNAPSHOT

SARASOTA LUXURY

Market data for homes with a Sarasota, Longboat Key or Lakewood Ranch address that sold for \$750,000 or more.

\$1,098,325

MEDIAN SALE PRICE

▼ 14%

🏠 \$1.1M
🏢 \$1.2M

\$1,595,348

AVERAGE SALE PRICE

▼ 13%

🏠 \$1.6M
🏢 \$1.6M

🏠 Stats for single family homes

🏢 Stats for condos, townhomes and villas

SOLD!

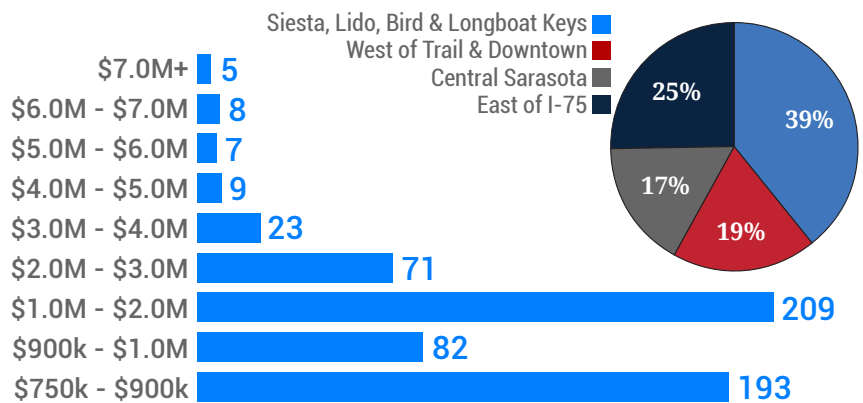
608

TRANSACTIONS

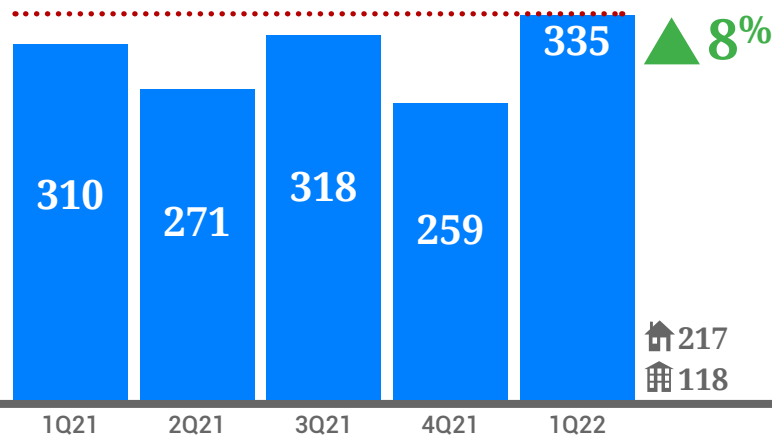
▼ 7%

🏠 406
🏢 202

HOME SALES



INVENTORY



1.8

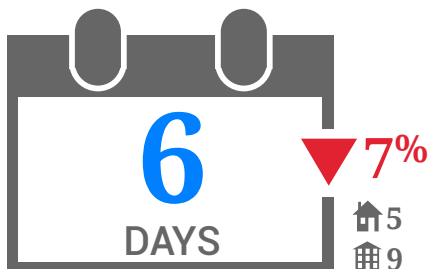
MONTHS SUPPLY

FAVORS SELLERS

🏠 1.7 🏢 1.9

FAVORS BUYERS

DAYS ON MARKET



WHAT DO THESE NUMBERS MEAN FOR YOU?

For more detailed information, check out the full report at ZarghamiReport.com or call us at 941-900-4855 for a personalized analysis of your specific situation.

kw CLASSIC GROUP
KELLER WILLIAMS.

Z ZARGHAMI GROUP

THE ZARGHAMI REPORT

1Q22

SNAPSHOT

SARASOTA KEYS

Market data for homes on Siesta Key, Lido Key, Bird Key, and Longboat Key.

\$1,047,500

MEDIAN SALE PRICE

▲ 33%

🏠 \$2.3M
🏡 \$823k

\$1,609,493

AVERAGE SALE PRICE

▲ 31%

🏠 \$3.0M
🏡 \$1.1M

🏠 Stats for single family homes

🏡 Stats for condos, townhomes and villas

SOLD!

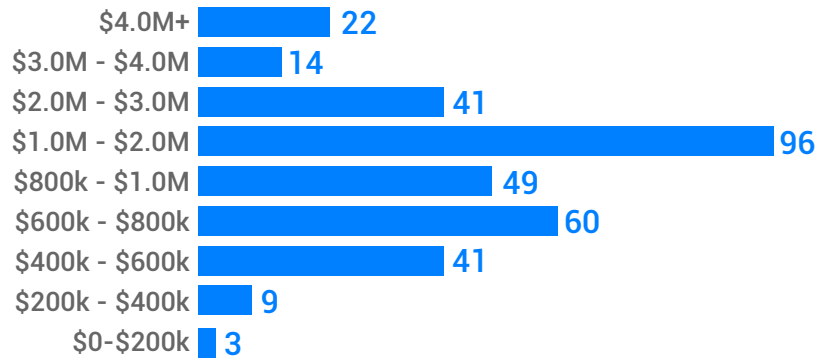
336

TRANSACTIONS

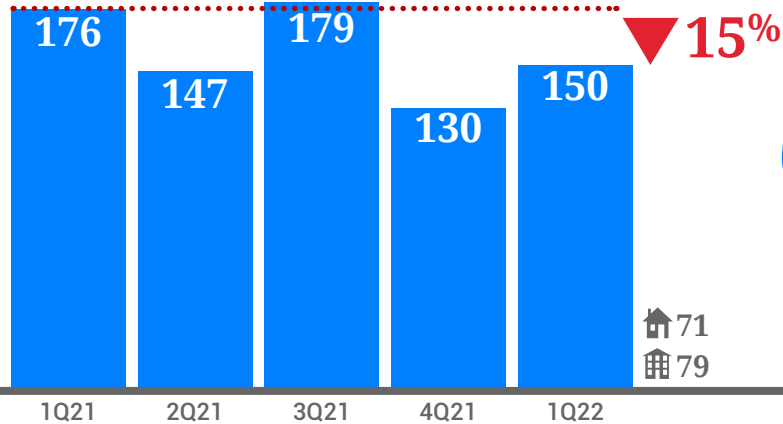
▼ 38%

🏠 94
🏡 242

HOME SALES



INVENTORY



1.3


MONTHS SUPPLY

FAVORS SELLERS

🏠 2.2 🏡 1.0

FAVORS BUYERS

DAYS ON MARKET



WHAT DO THESE NUMBERS MEAN FOR YOU?

For more detailed information, check out the full report at ZarghamiReport.com or call us at 941-900-4855 for a personalized analysis of your specific situation.

kw CLASSIC GROUP
KELLERWILLIAMS.

Z ZARGHAMI GROUP

THE ZARGHAMI REPORT

1Q22

SNAPSHOT

WEST SARASOTA

Market data for homes in downtown Sarasota and west of Tamiami Trail.

\$675,000

MEDIAN SALE PRICE

▼ 1%

🏠 \$840k
🏡 \$580k

\$1,089,545

AVERAGE SALE PRICE

▼ 16%

🏠 \$1.2M
🏡 \$1.0M

🏠 Stats for single family homes

🏡 Stats for condos, townhomes and villas

SOLD!

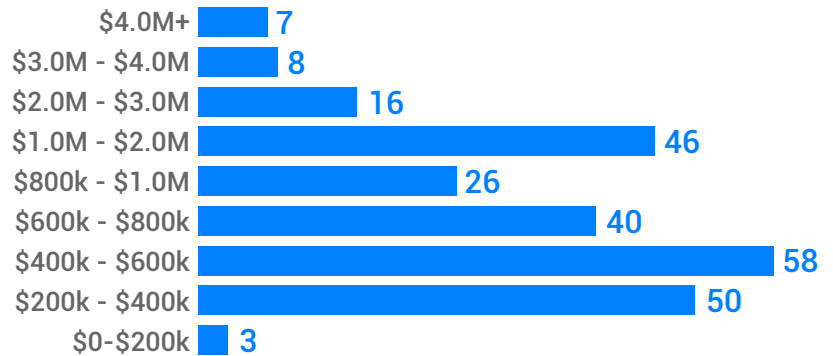
255

TRANSACTIONS

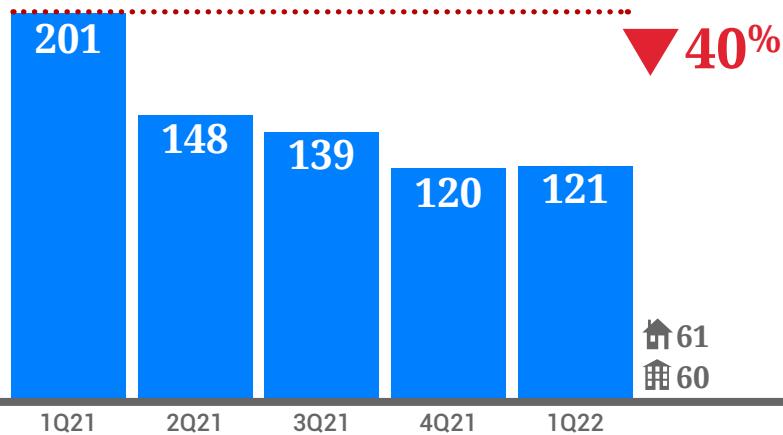
▼ 44%

🏠 107
🏡 148

HOME SALES



INVENTORY



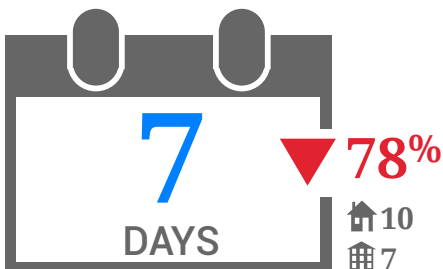
1.5
MONTHS SUPPLY

FAVORS SELLERS

🏠 1.9 🏡 1.3

FAVORS BUYERS

DAYS ON MARKET



WHAT DO THESE NUMBERS MEAN FOR YOU?

For more detailed information, check out the full report at ZarghamiReport.com or call us at **941-900-4855** for a personalized analysis of your specific situation.

kw CLASSIC GROUP
KELLERWILLIAMS.

Z ZARGHAMI GROUP

THE ZARGHAMI REPORT

1Q22

SNAPSHOT

CENTRAL SARASOTA

Market data for homes located between Tamiami Trail and I-75.

\$385,000

MEDIAN SALE PRICE

▲ 28%

🏠 \$475k
🏡 \$280k

\$432,556

AVERAGE SALE PRICE

▲ 30%

🏠 \$524k
🏡 \$294k

🏠 Stats for single family homes

🏡 Stats for condos, townhomes and villas

SOLD!

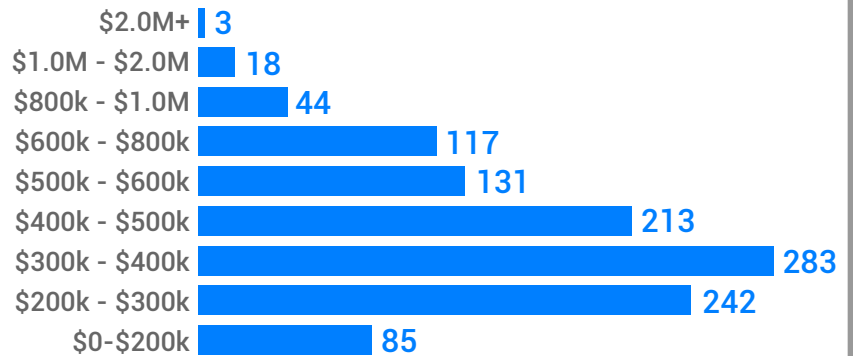
1,136

TRANSACTIONS

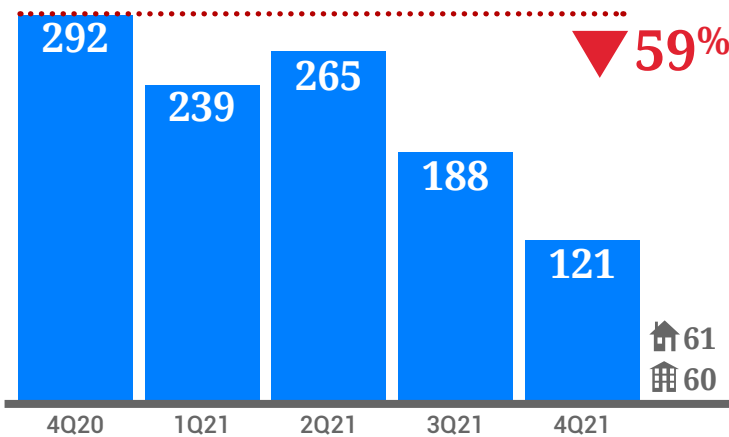
▼ 20%

🏠 686
🏡 450

HOME SALES



INVENTORY



0.3

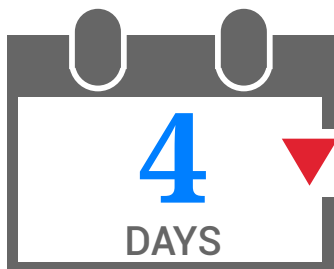
MONTHS SUPPLY

🏠 0.2 🏡 0.4

FAVORS SELLERS

FAVORS BUYERS

DAYS ON MARKET



4

DAYS

▼ 72%

🏠 4
🏡 4

WHAT DO THESE NUMBERS MEAN FOR YOU?

For more detailed information, check out the full report at ZarghamiReport.com or call us at **941-900-4855** for a personalized analysis of your specific situation.

kw CLASSIC GROUP
KELLERWILLIAMS.

Z ZARGHAMI GROUP

THE ZARGHAMI REPORT

1Q22

SNAPSHOT

EAST SARASOTA

Market data for homes located east of I-75 and in Lakewood Ranch.

\$585,000

MEDIAN SALE PRICE

▲ 32%

🏠 \$670k
🏢 \$380k

\$694,119

AVERAGE SALE PRICE

▲ 30%

🏠 \$786k
🏢 \$405k

🏠 Stats for single family homes

🏢 Stats for condos, townhomes and villas

SOLD!

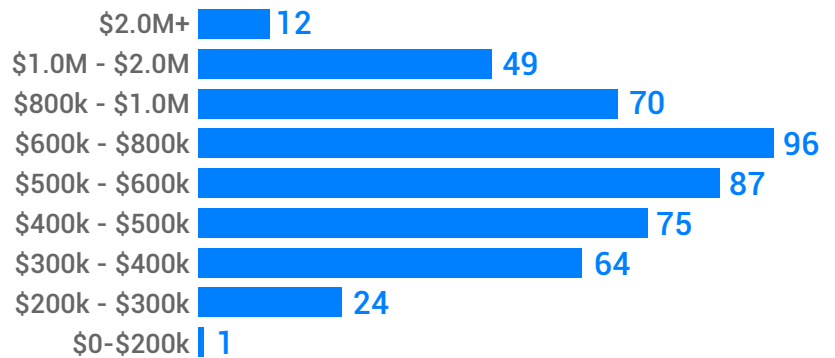
478

TRANSACTIONS

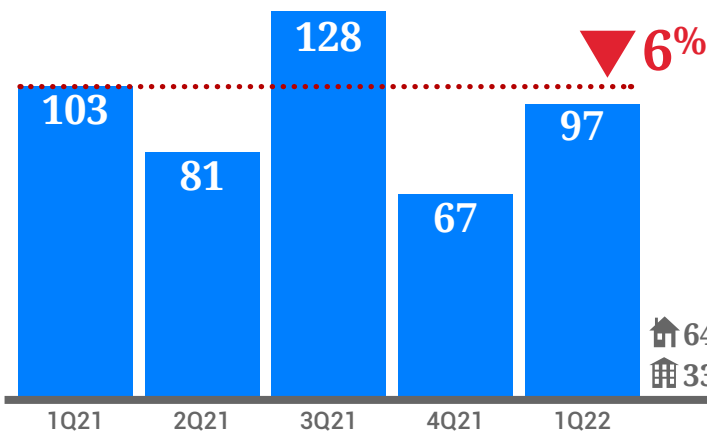
▼ 35%

🏠 363
🏢 115

HOME SALES



INVENTORY



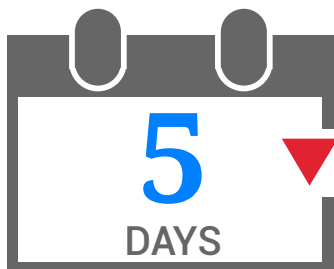
0.6
MONTHS SUPPLY

FAVORS SELLERS

🏠 0.5 🏢 0.8

FAVORS BUYERS

DAYS ON MARKET



▼ 70%

🏠 5
🏢 5

WHAT DO THESE NUMBERS MEAN FOR YOU?

For more detailed information, check out the full report at ZarghamiReport.com or call us at **941-900-4855** for a personalized analysis of your specific situation.

kw CLASSIC GROUP
KELLERWILLIAMS.

Z ZARGHAMI GROUP

THE ZARGHAMI REPORT

1Q22

SNAPSHOT

BRADENTON

Market data for all of Bradenton excluding Lakewood Ranch.

\$350,000

MEDIAN SALE PRICE

▲ 32%

🏠 \$430k
🏢 \$260k

\$417,656

AVERAGE SALE PRICE

▲ 30%

🏠 \$418k
🏢 \$281k

🏠 Stats for single family homes

🏢 Stats for condos, townhomes and villas

SOLD!

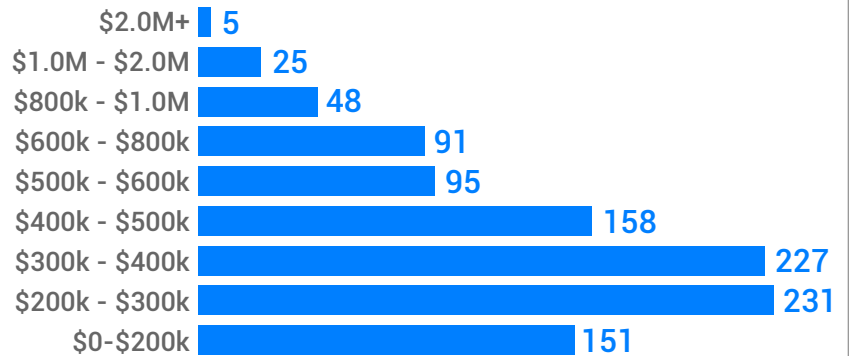
1,031

TRANSACTIONS

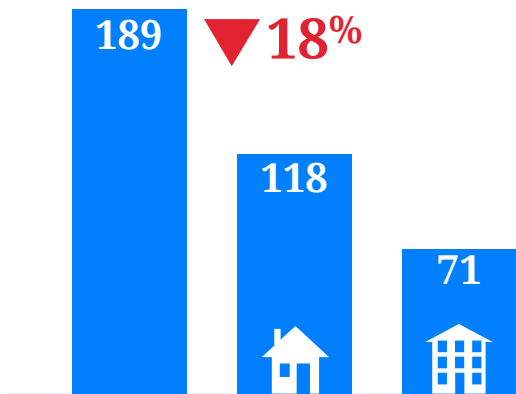
▼ 14%

🏠 627
🏢 404

HOME SALES



INVENTORY



▼ 18%

0.5

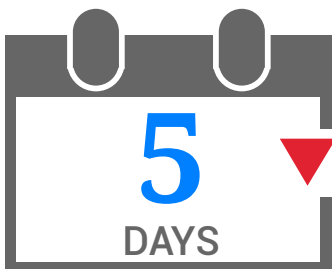
MONTHS SUPPLY

🏠 0.5 🏢 0.5

FAVORS SELLERS

FAVORS BUYERS

DAYS ON MARKET



▼ 69%

🏠 6
🏢 4

WHAT DO THESE NUMBERS MEAN FOR YOU?

For more detailed information, check out the full report at ZarghamiReport.com or call us at **941-900-4855** for a personalized analysis of your specific situation.

kw CLASSIC GROUP
KELLERWILLIAMS.

Z ZARGHAMI GROUP

THE ZARGHAMI REPORT

1Q22

SNAPSHOT

VENICE, OSPREY & NOKOMIS

Market data for all of Venice, Osprey and Nokomis.

\$445,000

MEDIAN SALE PRICE

▲ 39%

🏠 \$527k
🏡 \$348k

\$535,993

AVERAGE SALE PRICE

▲ 29%

🏠 \$536k
🏡 \$390k

🏠 Stats for single family homes

🏡 Stats for condos, townhomes and villas

SOLD!

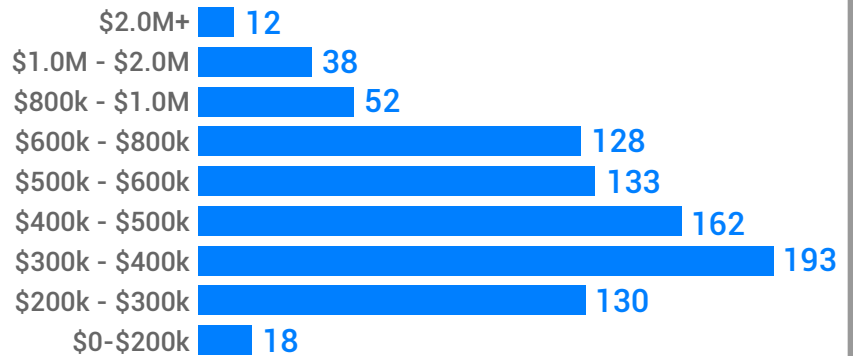
866

TRANSACTIONS

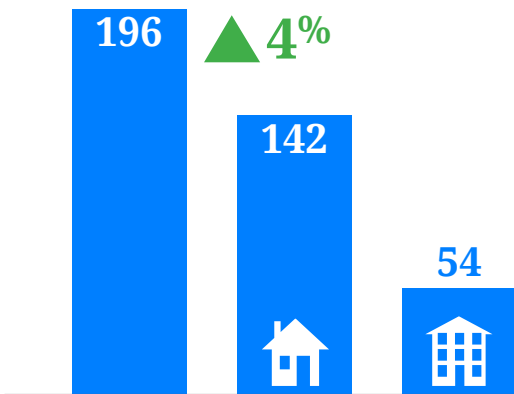
▼ 28%

🏠 586
🏡 280

HOME SALES



INVENTORY



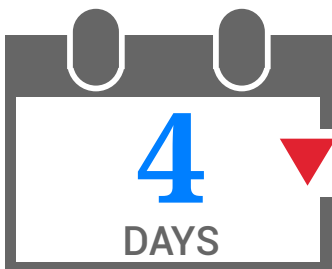
0.7
MONTHS SUPPLY

🏠 0.7 🏡 0.6

FAVORS SELLERS

FAVORS BUYERS

DAYS ON MARKET



4

DAYS

▼ 73%

🏠 4
🏡 4

WHAT DO THESE NUMBERS MEAN FOR YOU?

For more detailed information, check out the full report at ZarghamiReport.com or call us at **941-900-4855** for a personalized analysis of your specific situation.

kw CLASSIC GROUP
KELLERWILLIAMS.

Z ZARGHAMI GROUP